

Muswellbrook South Public School Kindergarten



At Home Learning Plan:

Term 3 Week 8 and 9

You will not need access to a digital device to complete the following activities. You will need help from a parent/carer and possibly resources from your teacher. All activities are to be completed in the exercise book provided.

Some families are finding that there is too much work for students to get through, while others are looking for additional learning activities for their children. Both of these situations are addressed below.

If there is too much work for your needs, just complete whatever activities you can. The activities on the timetable are a guide to help assist with learning from home. The English and Maths activities are the most important. However, it is OK if they don't all get completed everyday. The added optional technology activities were included to give the students some added variety in their learning. If you don't have access to the internet to do this, that is OK they are optional only.


If you would like some additional materials for home learning, please see the Department of Education's website dedicated to supporting parents and carers with learning from home.

<https://education.nsw.gov.au/teaching-and-learning/curriculum/learning-from-home/advice-to-parents-and-carers>

Parents, this is a guide only. Remember to break the day up with breaks to allow your child to get outside and get active. Children need at least 60 minutes of physical activity daily. Get them to use their imaginations to play and build and get crafty. Get your student to complete as much of the work as they can and remember to “try your best but do not stress”.


Term 3 Week 8 Monday 30 August 2021

Activities		Optional
Morning	<p>Reading Read or listen to a book with a family member. Find a book at home, at Storyline Online https://www.storylineonline.net/, or on class Dojo.</p> <p>Prior to reading a book: Predict what you think might happen in this story? Look at the front cover and discuss the author and the illustrator.</p> <p>Reflection: Were you able to predict what happens in the story?</p>	Jolly Phonics, a-z - Youtube
Fruit Break	<p>Phonics Phoneme (sound) hunt. Name things around the house that have 2 phonemes e.g. c-ar (2 is tricky!), 3 phonemes e.g. kn-i-fe, b-oo-k, 4 phonemes e.g. g-l-a-ss, t-a-b-le. Have a go at writing some of these words in your scrapbook.</p> <p><u>Online option</u> In this phonics lesson you will be reviewing the most regular phonemes (sounds) that are represented by these graphemes (letters) /s/ /t/ /a/ and /p/. You will learn to recognise each grapheme, and will learn to blend the phonemes together so that you can read and write words.</p> <p>Watch the video for this phonics lesson and then read the book.</p> <ul style="list-style-type: none"> Watch Lesson 1 and read book 1 (attached in your learning pack) Find the video here: https://vimeo.com/403256889/08b45eedc5 <p>Sight Words Practice reading your sight words out loud and then write them down.</p> <p>Writing Look at the picture at the back of this pack with the title A Stampede. What can you see? What is the boy doing? Why is there a Stampede? Use your imagination and draw and label a picture that shows why there is a stampede. Maybe something is chasing them or maybe they are running towards something?</p>	<p>Reading Eggs</p> <p>Brain Break Go Noodle</p>
Break		

Middle	<p>Bowling : Set up a number of cups or toys (try to have at least 10). Have children roll a ball to knock the cups over.</p> <p>Have your child count how many cups they knocked over and see if they can tell you how many cups are left standing. They can count them to check.</p>  <p>Practise counting forwards to 30 and backwards from 20.</p>	<p>Mathletics</p> <p>Jack Hartmann- Count to 100</p> <p>Jack Hartmann- count to 30</p> <p>Jack Hartmann - Subitize Rock</p>
	<p>Break</p>	
Afternoon	<p>Health - Mindfulness</p> <p>Watch: Popcorn the dolphin, A cosmic kids yoga adventure https://www.youtube.com/watch?v=YR1OxBk8BF4</p> <p>Snake breath - Mindfulness breathing Take a deep breath in through your nose, then hold for a moment. Breathe out through your mouth making a long hissing noise. See if you can make the hiss longer than the in breath. Repeat this five times</p>	<p>Just Dance</p> <p>Smiling Minds</p>

Term 3 Week 8 Tuesday 31 August 2021

Activities		Optional
Morning	<p>Reading Read or listen to a book with a family member. Find a book at home, at Storyline Online https://www.storylineonline.net/, or on class Dojo.</p> <p>Before you read: Where do you think this book will be set? How do you know?</p> <p><i>The setting is where the story takes place. A story can have more than one setting. Examples: farm, house, forest, beach, bedroom</i></p> <p>During reading: Describe the setting of this story and who is in it.</p> <p>Syllable Fitness: Using hula hoops or drawing circles (4) on the ground in a line, hop the syllables in words. Parent/carer calls out a word for example, dog, robot, elephant, astronaut and students jump in the circles to match the syllables. dog = 1 jump, robot = 2 jumps, elephant = 3 jumps etc.</p> <p>Sight Words Create your sight words out of pegs or pasta.</p> <p>Writing Look at your picture that you drew yesterday about The Stampede. Write a sentence about your picture. Try and use some of the words you used to label your picture.</p>	<p>Reading Eggs</p> <p>Jolly Phonics - Youtube</p> <p>Brain Break Go Noodle</p>
Break		
Middle	<p>Mathematics</p> <p>Go for a walk around your house and see how many different shapes you can find. Can you find a circle, a square, a rectangle and a triangle? Draw the shapes you have found in your book.</p> <p>Practise counting forwards to 30 and backwards from 20.</p>	<p>Mathletics</p> <p>Youtube- Count back from 20 with the count back cat</p> <p>Jack Hartman- Subitize Rap</p>
Break		

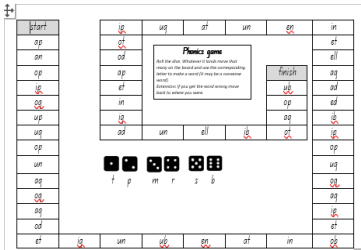
Afternoon	<p>Creative Arts- Art</p> <p>Create a portrait of your family or friends. This may be a painting or a drawing. Think carefully about your use of colour. Use colours and shapes that express their feelings or that remind you of the place in which these people are from.</p> <p>An example might look like this or be completely different the choice is yours:</p> 	<p>YouTube: Be Brave: Dino Yoga with Andrew Sealy - Free Kids Yoga</p>
------------------	--	--

Term 3 Week 8 Wednesday 1 September 2021

Activities		Optional
Morning	<p>Reading Read or listen to a book with a family member. Find a book at home, at Storyline Online https://www.storylineonline.net/, or on class Dojo. After reading, draw what happened at the beginning, middle and end. Label your drawing so it is clear.</p> <p>Phonics Play a rhyming game: Ask an adult to tell you a one-syllable word (e.g. cat) and you need to say as many rhyming words as you can until the word is changed. Example: Adult: cat Child: mat, sat, fat, Adult: dog Student: dog, fog, hog, log, rog, sog</p> <p>Phoneme stretch and write Ask an adult to give you some words to write in your scrapbook. Adult: write these phonemes as I say them - s-a-t, read what you wrote...p-a-t, read what you wrote...t-a-p, read what you wrote...s-a-p, read what you wrote etc... Say each word slowly, segmenting and blending the phonemes so students can clearly hear them</p> <p>Sight Words Practice reading your sight words out loud, spell them out loud (remember to say the name of the letter).</p> <p>Writing Go back to your picture and sentence from A Stampede. Rewrite your sentence using a connective (and, so, but, because). If you have already done this, write another sentence to tell us more about your picture.</p>	<p>Reading Eggs</p> <p>Storyline online</p> <p>Jolly Phonics - Youtube</p> <p><i>Brain Break</i> Go Noodle</p> <p>Jack Hartmann- New Sight words 1</p>
	Break	

Middle	<p>Mathematics</p> <p>Ask someone to help you collect 20 objects. Practise counting your collection, forwards and backwards. You could even try starting from different numbers (for example, start with 5 objects and keep counting)</p> <p>Play a board game with a family member, for example snakes and ladders (See attached board game).</p>	<p>Mathletics</p> <p>Youtube- The Big number song</p> <p>Jack Hartmann- Count to 30</p> <p>Youtube- Subitize with a pirate</p>
Break		
Afternoon	<p>Sport</p> <p>Warm up by dancing to your favourite song or watch: Madison Keys: Jump. Squat. Turn Around Find the video here: https://family.gonoodle.com/activities/madison-keys-jump-squat-turn-around Dynamite Find the video here: https://family.gonoodle.com/activities/dynamite</p> <p>Place some toys around the room. Practice moving in your own space (jumping, twirling, lying down, lying down star jumps) – can you move without touching any of your toys? If you can't, move yourself or your toys so that you can. This is called your personal space.</p> <ul style="list-style-type: none"> • Stand in your space. Walk towards the nearest wall without touching any of your toys. • Walk to the opposite wall without touching any toys. • Walk anywhere in the room, avoiding all your toys. <p>Repeat this activity, varying ways of travelling – high knees running, crawling, duck walking, skipping, hopping, jumping.</p> <p>March at different speeds around your toys, march in slow motion for cool-down. Use spoons to help you make the beat for your marching.</p> <p>Dance to finish off (suggestion - Roar) Find the video here: https://family.gonoodle.com/activities/roar</p>	<p>Just Dance</p> <p>GoNoodle</p>


Term 3 Week 8 Thursday 2 September 2021

Activities		Optional
Morning	<p>Reading</p> <p>Listen to the book Lost and Found by Oliver Jeffers</p> <p>Lost and Found By Oliver Jeffers I Read Aloud</p> <p>Make a list of things that the boy and penguin might pack in their suitcase.</p> <p>OR</p> <p>Read a book with a parent/carer. Make a list about what the character in your story will take on a holiday.</p>	<p>Reading Eggs</p> <p>Youtube- Jolly phonics song, a-z</p>
Fruit Break	<p>Phonics</p> <p>Play the phonics game (in your learning pack)</p>  <p>Sight Words</p> <p>Practice reading your sight words out loud, spell them out loud (remember to say the name of the letter), write them.</p> <p>Writing</p> <p>Read your sentence that you wrote yesterday about your picture from The Stampede. Rewrite your sentence and make it even better by including some describing words.</p>	<p>Jack Hartmann-Digraphs</p> <p>Brain Break</p> <p>Jack Hartmann-Animal dance and freeze</p>
Break		
Middle	<p>Mathematics</p> <p>Basketball Toss</p> <p>Students need:</p> <ul style="list-style-type: none"> • pair of socks • basket, bucket or container • a clear space • 1 piece of paper • pencils or markers • 10 pegs 	<p>Mathletics</p> <p>Jack Hartmann-Let's Get Fit, Count to 100</p>

· ten-frame (optional)

Your challenge: See how many times you can successfully shoot your rolled up socks into the basket.

Make a recording chart on a piece of paper (you can get someone to help you write the labels)



Mark a clear 'starting line' for your Basketball toss.

Take 3 big steps from your starting line and place a basket or container at the end.

Stand at your starting line and throw your socks. Throw your socks with your right hand.

Each time you get a sock in the basket, clip a peg onto your chart.

Go back to your starting line and have your second throw.

Repeat this until you have thrown your socks 10 times with your right hand and 10 times with your left hand.

Draw a picture of your chart in your scrapbook.



How many baskets did you get when you used your left hand?

How many baskets did you get when you used your right hand?

How many did you get altogether?

Adults - children can also put their pegs onto a familiar structure, like a ten-frame. It's important to have them use what they know about this structure to help them. So, if I see 1 box is left empty, I know I got 9 baskets because 1 less than 10 is

Jack
Hartmann-
Subitize
country style

Break		
Afternoon	<p>PE</p> <p><u>Throwing for accuracy</u></p> <ol style="list-style-type: none">1. Create a target that you can safely throw a soft object towards. Select a 'starting point' where you will throw the object from.2. Throw your object towards the target. Aim to hit the target. Pick up the object from where it landed and throw the object again until the target has been hit.3. Record how many throws it took to hit the target.4. Repeat the challenge several times attempting to hit the target in a fewer number of throws. <div></div>	<p>YouTube: PE with Joe</p> <p>GoNoodle</p>


Term 3 Week 8 Friday 3 September 2021

Activities		Optional
Morning <i>Fruit Break</i>	<p>Reading Read or listen to a book with a family member. Find a book at home, or at Storyline Online https://www.storylineonline.net/. Tell a family member what happened at the start of the story and who was in the story.</p> <p>Phonics You will need counters, sound cards and three bowls. Place a sound card near each bowl (you will only need three at a time). Have a parent say a word that begins with one of the three sounds, put a counter in the correct bowl. Which sound has the most counters? <i>Easier - use two sounds only</i> <i>Harder - try the game using end sounds</i></p> <p>Sight Words Ask a family member to hide your sight word flash cards around the house. Go on a hunt through the house to find all the sight words. Once you find a word, say it and write it in your scrapbook three times.</p> <p>Writing Using your writing that you have been doing all week about The Stampede, write another sentence about your picture and then go back and check your sentences: <u>Remember</u>: spaces between words, an uppercase letter, a full stop and connectives (and, because, so , but). Read your story to a family member and send a photo to your teacher.</p>	<p>Reading Eggs</p> <p>Storyline Online</p> <p><i>Brain Break</i> Jack Hartmann-Animal dance and freeze</p>
Break		
Middle	<p>Mathematics</p> <p>Go on a teen number (13,14,15,16,17,18,19) hunt around your house (inside and outside) Take photos of all the teen numbers you can find. Examples include; money notes, house number, numbers on balloons, cards etc. How many did you find ? (10 minutes) Draw two ten frames and colour in the number of squares for one of the teen numbers you found.</p>	<p>Jack Hartmann-count to 100 with Grandma and Grandpa</p>

	Break	
Afternoon	<p>Science</p> <p>Draw two things that a seed needs to grow into a plant. Discuss these with someone and talk about what would happen if the seeds did not get the right amount of what they needed.</p> <p>Cut out the bean seed life cycle pictures and glue them into the right order on the worksheet.</p>	<p>How Does A Seed Become A Plant? - YouTube</p>

Term 3 Week 9 Monday 6 September 2021

Activities		Optional
<p>Morning</p> <p><i>Fruit Break</i></p>	<p>Reading Read or listen to a book with a family member. Find a book at home, or on Storyline Online https://www.storylineonline.net/. Tell a family member what happened in the beginning, the middle and the end of the story. Remember to look at the pictures to help you.</p> <p>Phonics You will need: The game board (see attached), counters and a dice. Play the Rhyme Race game. Roll the dice and move your counter accordingly when you land on a picture, think of other words that rhyme with that picture. For example, tree, bee, see or mat, cat, rat etc. Keep playing until you have reached the finish line. Invite your family to play with you and see who reaches the finish line first.</p> <p>Write and draw the rhymes in your workbook (optional).</p> <p>Sight Words Practice reading your sight words out loud. Do this lots of times until you are getting them correct.</p> <p>Writing Look at the picture at the back of this pack with the title <i>The Snowman</i>. What can you see? What would happen if it started snowing again? Use your imagination and draw and label a picture that shows what would happen if it started to snow again.</p>	<p>Reading Eggs</p> <p>Youtube: Alphablocks</p>
Lunch Break		
<p>Middle</p>	<p>Mathematics Shape hunt: What shapes can you find in your house? Draw on a piece of paper or card 3 2D shapes (make sure to draw them big enough to turn into a puppet). Make sure when drawing a square all 4 sides are the same. When drawing a rectangle make sure there are 2 long sides and 2 short sides. Cut out your shapes and turn them into puppets like in the picture below. Take each shape puppet on a shape hunt around your house to find shapes that match the puppet.</p>	<p>Mathletics</p> <p>Jack Hartman-welcome to the zoo, count to 100</p>

	<p>Record the shapes that you found around the house in your work book.</p>  <p>Find rocks or something you can stack. Stack the rocks and see how many you can stack.</p> <p>Draw a picture and write the number of rocks you stack.</p> <p>Try it again and see if you can beat your number from last time.</p>	
	Break	
Afternoon	<p>Creative arts- Drama</p> <p>You are going to imagine that you are going on a trip to the zoo. You must imagine you are touring the zoo on a trip with your family or friends. As you pass an enclosure comment, ‘Oh wow, look at the _____!’ and name the animal. Now you or a family member can pretend they are the animal in the enclosure and using movement and sound, behave like the animal in their enclosure</p> <p>Continue walking past the enclosures, expressing excitement for each new animal group you approach.</p> <p>After the zoo tour, stop for an imaginary lunch break. Set up the ‘picnic’ to share with your friends or family. Spread blankets to sit on, pass out sandwiches to eat, pass out cups and have some students go around and pour drinks. Ask how everyone is enjoying their food, which sandwich filling is the tastiest, who has white or brown bread, etc. When finished, make sure all the rubbish goes in the bin and all the picnic blankets are folded up.</p> <p>Then everyone hops in the car to go home.</p>	YouTube: Koo Koo Kangaroo dance

Term 3 Week 9 Tuesday 7 September 2021

Activities		Optional
Morning	<p>Reading Read or listen to a book with a family member. Find a book at home, or on Storyline Online https://www.storylineonline.net/.</p> <p>Can you find any sight words in the story (the, in, to, look, is)? Write the sight words that you find in your scrapbook.</p> <p>Phonics On paper draw 2 things that start with /s/, 2 things that start with /m/, 2 things that start with /f/ and 2 things that start with /c/. Cut the pictures out into cards and play memory by matching the cards that have the same starting sound.</p> <p>Sight Words Lay your sight word cards out so you can see the words. Have a family member call out a sight word - when you find it, say the word. If you find the word on the first try, turn the card over. Keep going until all your sight words have been turned over.</p> <p>Writing Look at your picture that you drew yesterday about <i>The Snowman</i>. Write a sentence about your picture. Try and use some of the words you used to label your picture.</p>	<p>Reading Eggs</p> <p>Storyline Online</p> <p>Youtube: Alphablocks</p>
Break		
Middle	<p>Mathematics practice counting backwards from 10, then count backwards from 20 and, if you can, count backwards from 30.</p> <p>Play the game <i>Rainbow Fact Face Off!</i> You will need a dice and items to cover the numbers on the game board.</p> <p>To play you roll the dice and then have to work out the number that goes with it to make 10.</p> <p>Example if you roll a 4 you need to find the number 6 on the game board as they make 10 together.</p> <p>The first player to cover 4 in a row wins.</p>	<p>Mathletics</p> <p>Youtube- Counting down from 20 song</p> <p>Jack Hartmann- count to 30</p>
Break		


Afternoon	<p>Creative Arts- Dance</p> <p>Warm up with 'Boom Chicka BOOM' - Jack Hartmann https://www.youtube.com/watch?v=9nKq4jm4LD8</p> <p>Your turn</p> <p>Do a dance move and have a family member copy it and then add a new move. Copy their last dance move and add a new move yourself. Keep doing this until you are out of moves. Have fun!</p> <p>Today we are going to learn a new dance. It's called the Green Fingernail dance! Go to the following link for today's dance lesson. https://sites.google.com/education.nsw.gov.au/tau-cc-green-fingernails/student</p>	<p>YouTube-Just Dance</p> <p>GoNoodle</p>
------------------	---	---



Term 3 Week 9 Wednesday 8 September 2021

Activities		Optional
Morning <i>Fruit Break</i>	<p>Reading Read or listen to a book with a family member. Find a book at home, at Storyline Online https://www.storylineonline.net/, or on class Dojo. Can you create sound effects to go with the story?</p> <p>Phonics sound splat: Layout 10 sound cards. Have a family member tell you a sound and you hit that sound with your hand. Option: have a family member tell you a word and you have to hit the sound it starts with. Harder option: have a family member say a word and you have to hit the end sound.</p> <p>Sight Words You will need: the board game, counters and a dice. Play the Snakes and Ladders Sight Word game with a family member. Write the words you land on in your workbook.</p> <p>Writing Go back to your picture and sentence from <i>The Snowman</i>. Rewrite your sentence using a connective (and, so, but, because). If you have already done this, write another sentence to tell us more about your picture.</p>	<p>Reading Eggs</p> <p>Youtube- Jolly Phonics a-z</p> <p>Jack Hartmann - Exercise, Rhyme and freeze</p>
Break		
Middle	<p>Mathematics Play the subtraction game 4 Fish attached below. You will need 2 dice and counters or something to cover the fish with. To play you need to roll both dice and take the smaller number away from the bigger number. Once you have your answer you need to cover the fish that matches your answer. The first person to cover 4 in a row wins.</p> <p>Go outside and find 20 leaves, flowers and 5 rocks. Make a picture using the items. Send a photo of your picture to your teacher on Class Dojo.</p>	<p>Mathletics</p> <p>Youtube - The Friends of ten song</p> <p>Youtube- 3D shapes I Know</p>
Break		


Afternoon	Science Have a look at the poster of where our food comes from. Complete the worksheet to match where the foods are from. Can you think of any more foods that come from cows, chickens, pigs and plants? Write them down and draw a picture next to them to illustrate. See if you can find any of these foods in your home.	Interactive Games - where does our food come from Food A Fact Of Life
------------------	---	---


Term 3 Week 9 Thursday 9 September 2021

Activities		Optional
<p>Morning</p> <p><i>Fruit Break</i></p>	<p>Reading Read or listen to a book with a family member. Find a book at home or on Storyline Online https://www.storylineonline.net/. Can you find 10 words that have the sound /t/ in them.</p> <p>Phonics Pick 4 sounds from your sound cards. Find 3 things in your house that start with each sound. <i>Harder - try the game using end sounds.</i></p> <p>Sight Words Grab some chalk and make a hopscotch board outside on the concrete. Fill in the squares with sight words. Say each sight word as you hop on it.</p>  <p>Writing Read your sentence that you wrote yesterday about your picture from <i>The Snowman</i>. Rewrite your sentence and make it even better by including some describing words.</p>	<p>Reading Eggs</p> <p>Youtube: Alphablocks</p>
Break		

Middle	<p>Mathematics</p> <p>Play Minute to Win It with a family member. You will need a dice each and counters (cheap pasta works really well). Set the timer for a minute, each person rolls their dice and collects that many counters - as many times as they can in one minute. Once the minute is up, sort the counters so they look like a ten frame and count.</p>  <p>Play again, and sort the counters in a different way to make them easy to count.</p>	<p>Mathletics</p> <p>Youtube- 3D Shapes I know</p> <p>Youtube- The 7 days of the week song</p>
<p>Break</p>		
Afternoon	<p><u>Texture rubbings picture</u></p> <p><u>Materials:</u> Crayons or coloured pencils Plain paper Surfaces with interesting textures (cement, bricks, sandpaper, wood, leaves, corrugated cardboard...anything really!)</p> <p>Begin by drawing a few overlapping, wavy lines on your page (not too many, only about 5 or so because you want spaces that are large enough to colour with texture)</p>  <p>Your page will look something like this!</p> <p>Now, place your page on an interestingly textured surface and colour in a section using crayon or coloured pencil. You will see the texture come through and make a textured pattern on the section you are colouring.</p> <p>Find a different textured surface and use a different colour to fill in another section. Repeat this until you have filled in the whole page.</p>	<p>GoNoodle</p> <p>Smiling minds</p>

Term 3 Week 9 Friday 10 September 2021

Activities		Optional
<p>Morning</p> <p><i>Fruit Break</i></p>	<p>Reading</p> <p>Read or listen to a book with your toys or teddies.. Find a book at home or on Storyline Online https://www.storylineonline.net/. Tell you teddies your favourite part of the story and why you like that part.</p> <p>Phonics</p> <p>Play the game I spy attached. Once you finish the game you can play I spy with a family member using starting sounds.</p>  <p>Sight Words</p> <p>Pick 5 of your sight words and write them on paper twice (make sure you leave room to cut them out). Cut out the sight words you have written and play a game of memory.</p> <p>Writing</p> <p>Using your writing that you have been doing all week about The Snowman, write another sentence about your picture and then go back and check your sentences: <u>Remember</u>: spaces between words, an uppercase letter, a full stop and connectives (and, because, so , but). Read your story to a family member and send a photo to your teacher.</p>	<p>Reading Eggs: Fast Phonics</p>
Break		

Middle	Mathematics Colour in, cut out and glue together your Ladybug template. Using the 10 black dots, how many different ways can you display the dots to make ten? Choose one way, write the number sentence and glue the dots on to match your number sentence. See the example below, can you find another way to make 10?  <div><div>5</div><div>+</div><div>5</div><div>=</div><div>10</div></div>	Mathletics
	Break	
Afternoon	Relax Enjoy some classical music with a bit of fun https://www.youtube.com/watch?v=fYVaHvHuARA	Youtube: Peace out - Cosmic kids

I am at the tap.

A tap.

Pat sat on a tap.

Book: 1

Phonics sequence:

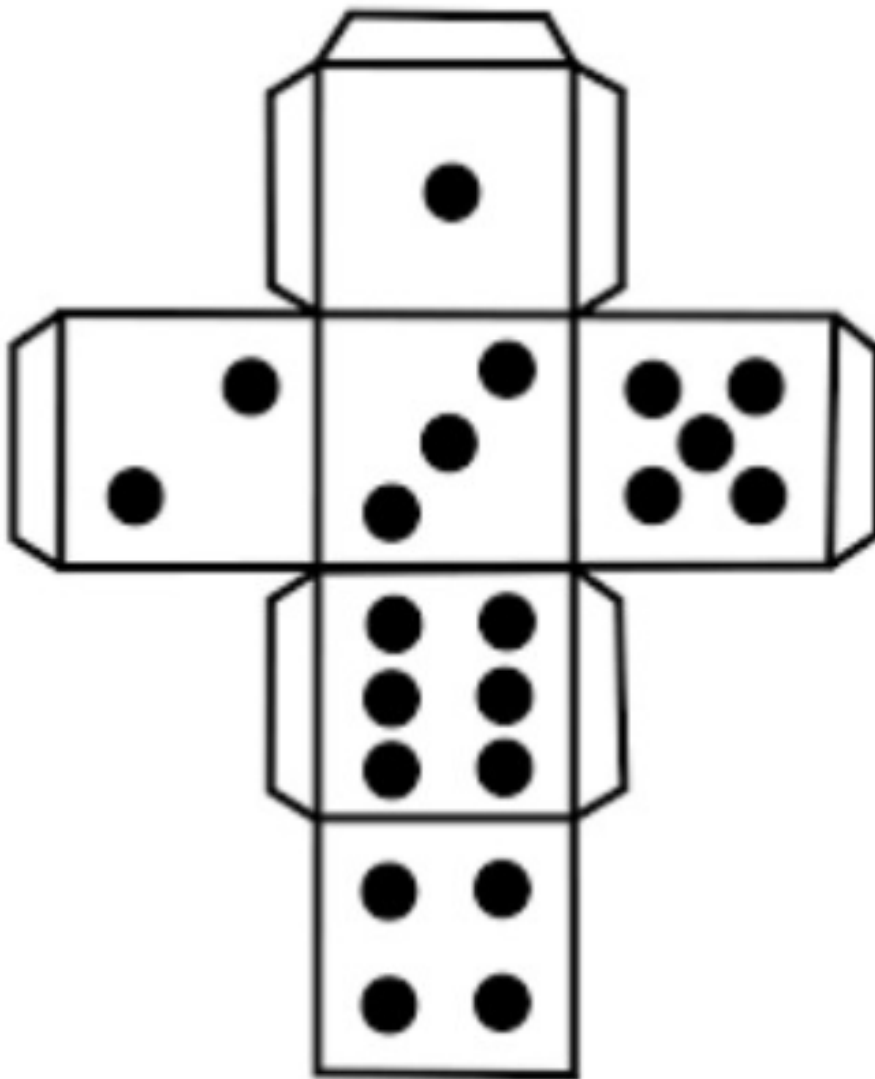
s
a
t
p

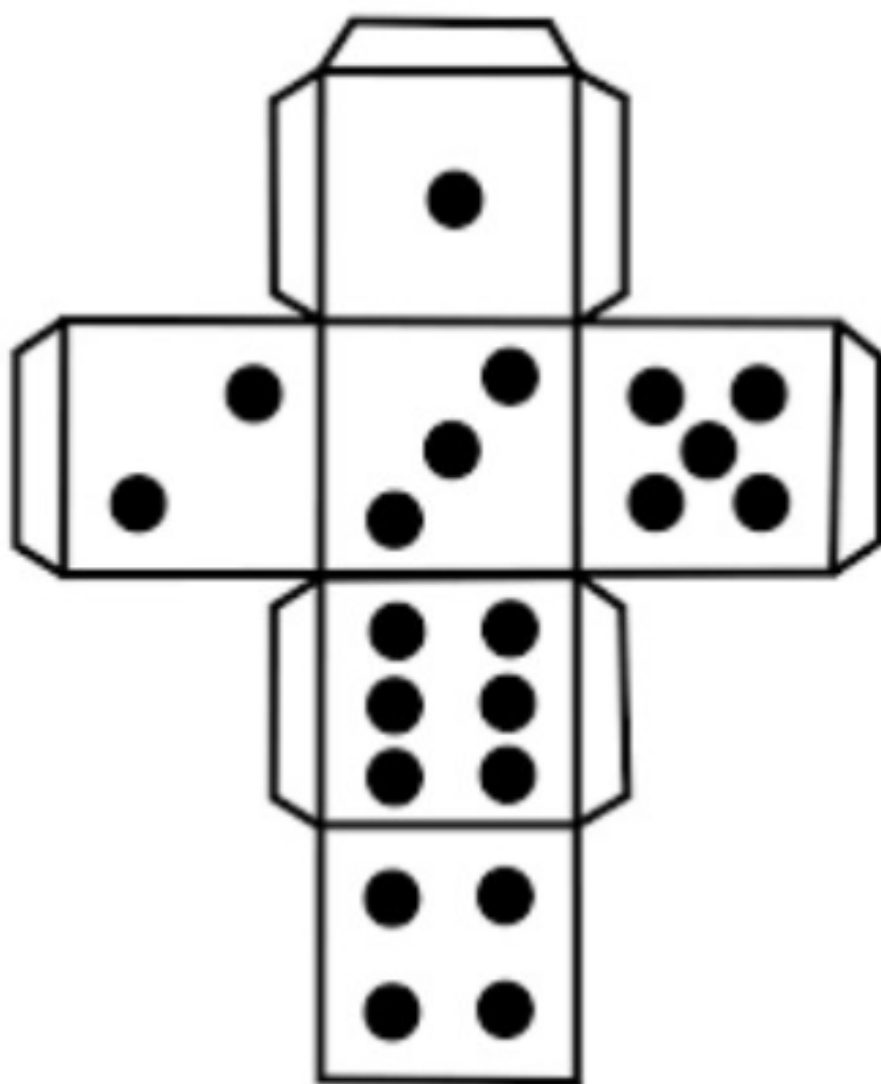
p T P S
s A a t

Point to each
grapheme and
say the
phoneme.

To help practise your phonemes, read these sentences and
draw a picture to match.

Practise words: a, am, on, I, the





Rainbow Fact Face Off!

4 in a Row

Roll a 6-sided dice. What number adds to your number to make 10? Find **that** number on the game board and cover with a counter.

First player with 4 counters in a row wins!



7	9	6	5	8	7	4
8	5	4	9	7	5	6
7	7	5	5	6	8	4
5	4	6	8	9	5	7
8	8	9	4	6	9	4
9	4	7	6	8	5	6
5	8	6	9	7	9	4

4 fish


Game


You will need:

2 sets of coloured counters  (one set for each player),
2 dice   and a partner .

HOW TO PLAY

- 1 Take it in turns. Roll the dice and subtract the smaller number from the larger one.
- 2 Cover the fish that matches your answer.
- 3 The first person to cover 4 in a row is the winner.



start											
ap	ip	ug	at	un	en	in					
an	ot	<div>Phonics game</div> <div>Roll the dice. Whatever it lands move that many on the board and use the corresponding letter to make a word (it may be a nonsense word). Extension: if you get the word wrong move back to where you were.</div>					et				
op	od						ub				
ip	ap						op				
og	et						ed				
up	in						ib				
ug	ig	un	ell	ib	ot	ip					
op	ad	<div></div> <div>t p m r s b</div>					op				
un	ug										
ag	og										
og	ag										
ag	ip										
od	et										
et	ig	un	ub	en	at	in	ob				

A Stampede



The Snowman



PEAK 3



SET 3 • g o c k c k

**FAST
PHONICS**

I spy!

You will need: a pencil, a partner and a copy of this sheet.

How to play

- 1 Look at the pictures. Who can be the first person to find 3 things that start with **d**?
- 2 Cross off each picture as you find them.
- 3 Repeat for each of the sounds below.
- 4 The fastest person to find 3 things wins!

1 **d**

2 **c**

3 **m**

4 **g**

5 **a**

6 **p**




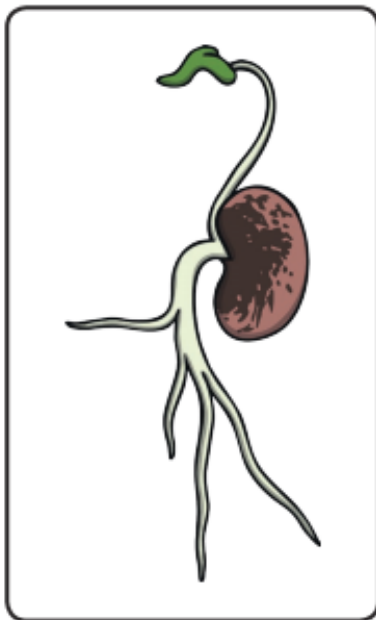
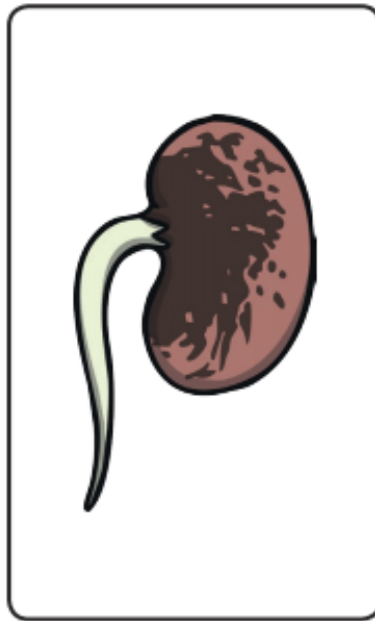

Bean Life Cycle

Can you put the pictures in the right order?

A large empty rectangular box with a black border, intended for a picture of a bean in its early life cycle stage.A large empty rectangular box with a black border, intended for a picture of a bean in its early life cycle stage.A large empty rectangular box with a black border, intended for a picture of a bean in its early life cycle stage.A large empty rectangular box with a black border, intended for a picture of a bean in its early life cycle stage.

Bean Life Cycle Cut-Outs

Cut out these images to use with the activity sheet.



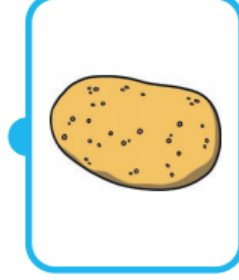

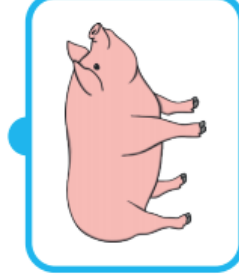


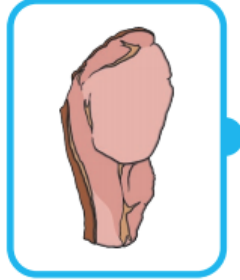

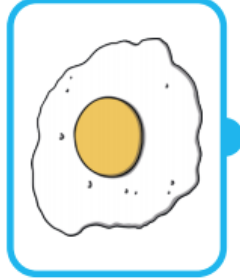

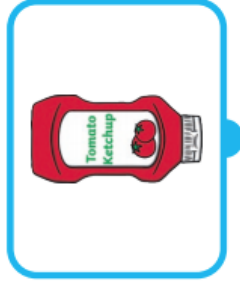


Word Snakes and Ladders

21	the	22	look	23	was	24	bike	25	saw	26	here	27	little	28	school	29	she	30	★
20	said	19	and	18	goes	17	my	16	all	15	come	14	play	13	home	12	father	11	mother
1	START	2	went	3	out	4	of	5	the	6	house	7	park	8	are	9	small	10	farm

Where does it come from?

Draw lines between each item and where it comes from.



Where Does Food Come From?




Milk comes from a cow.



Chips come from potatoes.



Bread comes from wheat.



Chickens lay eggs.



Tomato sauce is made from tomatoes.



Pork comes from pigs.

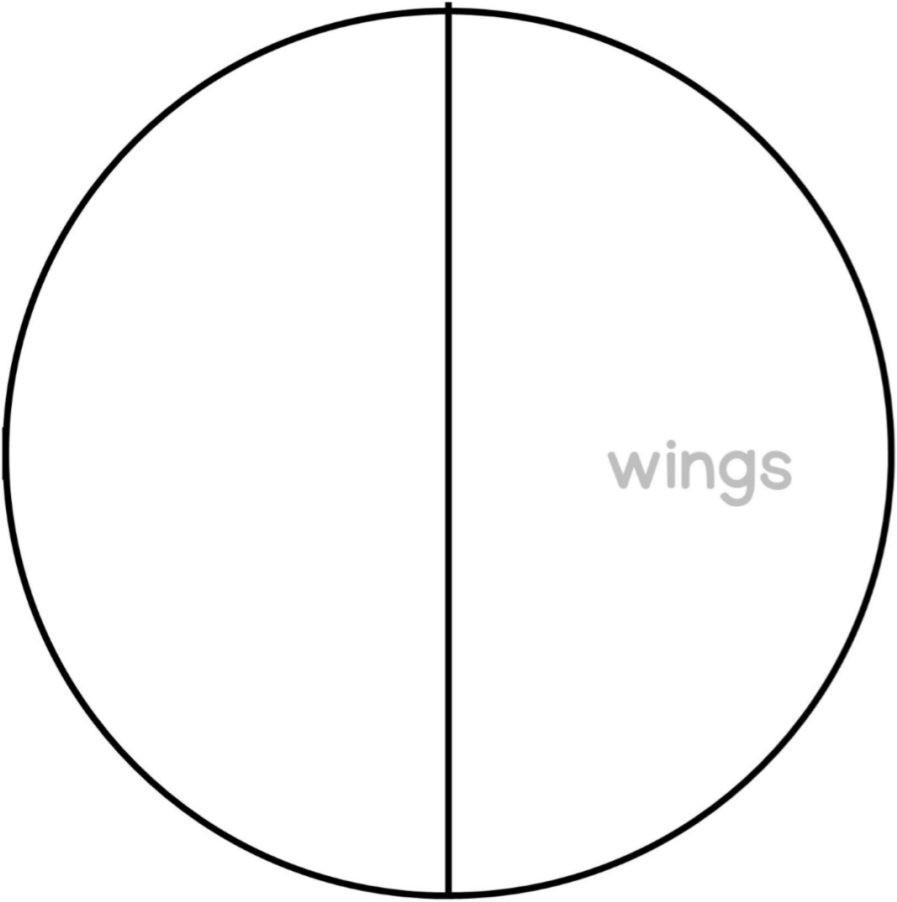


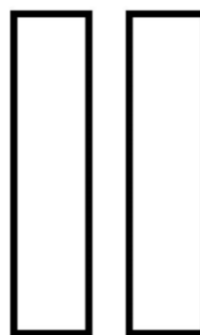

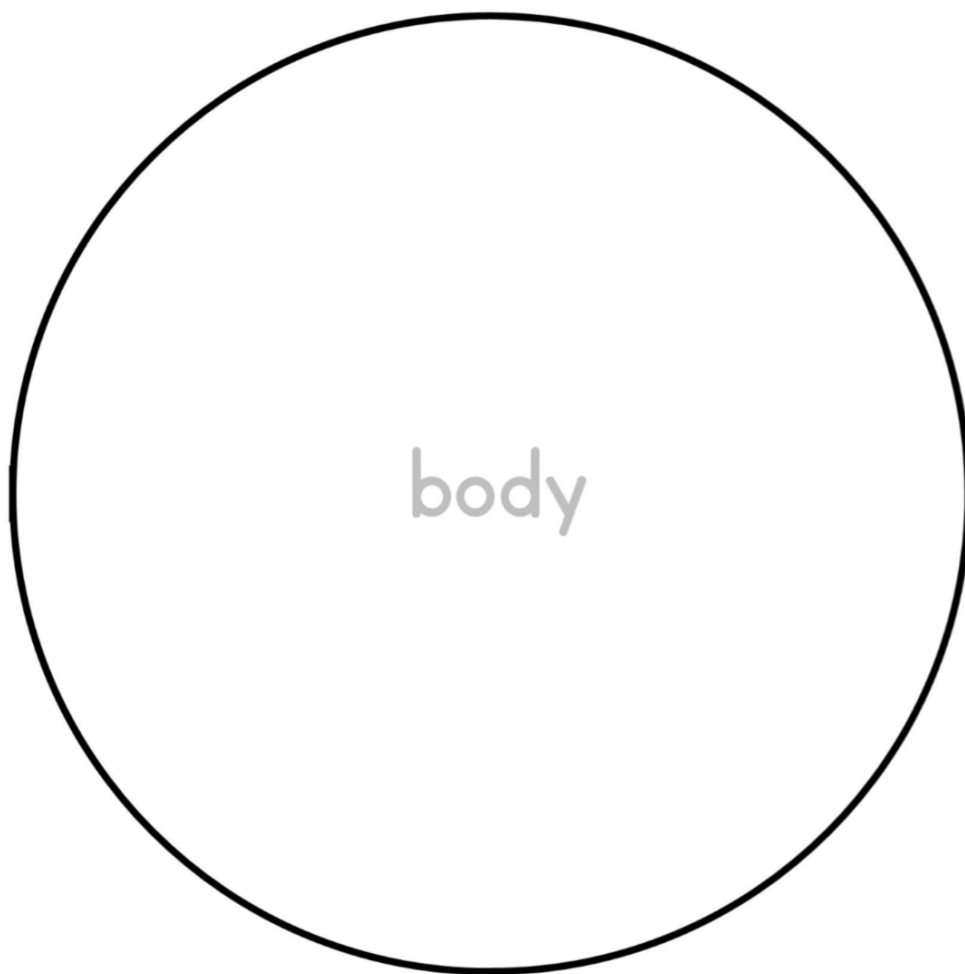
Lamb comes from lambs.




visit [twinkl.com](https://www.twinkl.com)

Ladybug Addition template





antennae



<div data-bbox="229 754 517 1021"></div>	+	<div data-bbox="649 754 936 1021"></div>	=	<div data-bbox="1069 754 1356 1021"></div>
--	---	--	---	--

a	b	c	d	e
f	g	h	i	j
k	l	m	a	e

n	o	p	q	r
s	t	u	v	w
x	y	z	o	i