

Year 1 At Home Learning Plan: Term 3 Week 6 and 7

If you wish to complete your activities online:

The Seesaw column will assist you to access teaching videos and activities online. Activities completed online can be viewed and marked by classroom teachers.

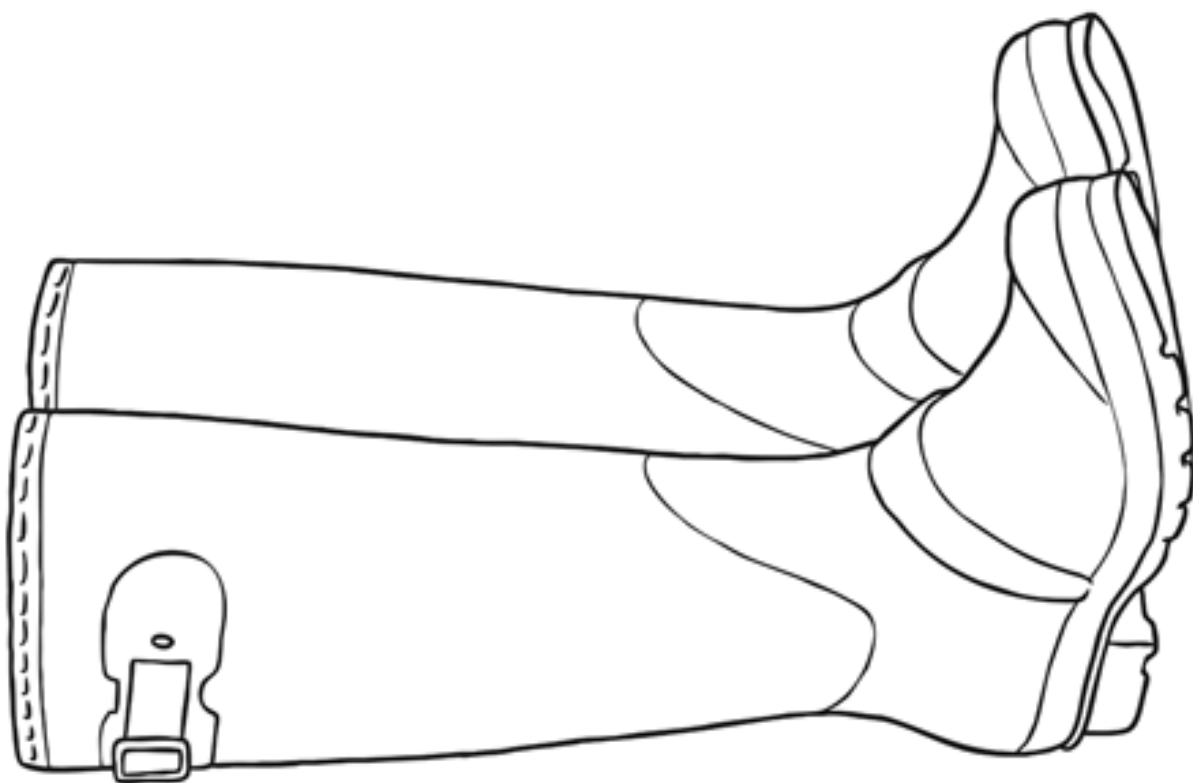
If you wish to complete your activities in your workbook:

You may use the instructions in the activities column to complete your work in your workbook.

Digital Resource List		
https://www.storylineonline.net/	https://www.getepic.com/	https://readingeggs.com.au/
https://www.phonicshero.com/	https://www.abcy.com/	https://www.youtube.com/user/JackHartmann
https://www.mathplayground.com/	https://au.ixl.com/	https://www.freechildrenstories.com/
https://new.phonicsplay.co.uk/resources	https://www.youtube.com/user/CosmicKidsYoga	

Term 3 Week 6 Monday 16 August 2021











Activities	Seesaw	Optional
English Reading After watching the story video on Seesaw, finish these sentences in your book. <ul style="list-style-type: none"> I am a good seed when I... I am a bad seed when I... Writing If you were a superhero, what would be your superpower and how would you use it for good?	<i>Log into Seesaw to view the 'MONDAY, Week 6 - Reading' video and complete the activity.</i> <i>Log into Seesaw to watch the instructional video and complete the task. 'MONDAY, Week 6 - Writing'.</i>	Reading Eggs
Brain Break Do 15 star jumps.		
Spelling This week's spelling words are: that, then, there, they, up <ol style="list-style-type: none"> Write your spelling words in your work book. Cut out the letters for your spelling words from an old magazine or a catalogue. Glue the letters in order so they spell out each of your words. 	<i>Log into Seesaw to complete 'MONDAY, Week 6 - Spelling-Write and build'.</i>	
Lunch Break		
Mathematics Number Talk Number of the day '16'. What do you know about the number 16? You can use sums, tally marks, pictures, tens frames etc to represent the number.	Log into Seesaw to complete this activity online. 'MONDAY, Week 6 - Number Talk'	
Addition Draw a number line to complete the following problems: $12 + 3 =$ $7 + 4 =$ $6 + 5 =$ $11 + 5 =$ $10 + 4 =$	Log into Seesaw to watch the video and complete this activity online. 'MONDAY, Week 6 - Addition'	
Break		
Science In science last term we learnt about different weather patterns. <ul style="list-style-type: none"> What is the weather today? Draw a picture of the weather outside. In the rain we wear gum boots. Use the picture below to colour in your own boots or draw your own. Look at the template below. Record the weather at your house for 5 days. 	<i>Log into Seesaw to view the 'MONDAY, Week 6 - Science' video and complete the task.</i>	Choose an activity from the digital resource list.










5 Day Weather Diary for Australia

Draw the correct weather symbol for each day.





Australia 	Australia 	Australia 	Australia 	Australia 
				
Monday	Tuesday	Wednesday	Thursday	Friday

Weather Symbols						
						
sunny and cloudy	sunny	rain	snow	cloudy	thunder and lightning	windy

Term 3 Week 6 Tuesday 17 August 2021

Activities	Seesaw	Optional
English Reading After watching the story video on Seesaw, write and draw about your dream pet. What is it and why did you choose this animal?	<i>Log into Seesaw to watch the video and complete the task. 'TUESDAY, Week 6 - Reading'.</i>	Reading Eggs
Writing If you were a dinosaur, what kind of dinosaur would you be? Describe where you live, what you eat and how you move around?	<i>Log into Seesaw to watch the instructional video and complete the task. 'TUESDAY, Week 6 - Writing'.</i>	
Brain Break Run on the spot or around your backyard for 1 minute.		
Spelling On a blank page in your workbook, using your spelling list (see Monday, Week 6), complete a 'Look, Say, Cover, Write and Check' activity. Instructions: - Divide your page into four columns and carefully copy your list into the first column. - Look at your first spelling word - Say the word out loud - Cover it over with a piece of paper or your hand - Write the spelling word again in the next column - Check the spelling word to see if you have got it right. - Repeat this process for each of your spelling words.	<i>Log into Seesaw to complete 'TUESDAY, Week 6 - Spelling-LSCWC'.</i>	
Lunch Break		
Mathematics Number Talk Number of the day '18'. What do you know about the number 18? You can use sums, tally marks, pictures, tens frames etc to represent the number.	Log into Seesaw to complete this activity online. 'TUESDAY, Week 6 - Number Talk'	
Addition Draw a Tens frame to complete the following addition sums. $9 + 2 =$ $10 + 7 =$ $13 + 7 =$ $8 + 8 =$ $5 + 10 =$	Log into Seesaw to view the video and complete this activity online. 'TUESDAY, Week 6 - Addition'	
Break		
Geography - Use your book to draw a map of your house. Label important features such as: bedrooms, bathrooms, kitchen, Laundry etc. If you can... go for a walk and identify streets and landmarks that are close to your house. - Draw a map of your street and some of the streets nearby. - List the places you sometimes visit in Muswellbrook (this year).	Log into Seesaw to view the video and complete this activity online. 'TUESDAY, Week 6 - Geography'	Choose an activity from the digital resource list.

Term 3 Week 6 Wednesday 18 2021

Activities	Seesaw	Optional
English Reading After watching the story video on Seesaw "Green Eggs and Ham". Discuss with a parent or carer if you would eat green eggs and ham? Why or why not. Writing Watch Miss Kelly's editing video on Seesaw to assist with this activity. Make sure to use capital letters, fullstops and fix the spelling mistakes. Edit the following sentences: 1) thE kaT iz faT 2) i hAve a Pet Dogg called sam 3) tHe boy weeNt to thE shOpz	Log into Seesaw to view the 'WEDNESDAY, Week 6 - Reading' video and complete the activity. Log into Seesaw to watch the instructional video and complete the task. 'WEDNESDAY, Week 6 - Writing'.	Reading Eggs
Brain Break See how long you can hold your body in the plank position. Spelling Rainbow words: Write your spelling words (see Monday, Week 6) in rainbow colours.	Log into Seesaw to complete 'WEDNESDAY, Week 6 - Spelling- Rainbow Words'.	
Lunch Break		
Mathematics Number Talk Number of the day '15'. What do you know about the number 15? You can use sums, tally marks, pictures, tens frames etc to represent the number. Addition Write and solve the problems below in your workbook or Seesaw. Use drawings to represent your work. For example: $3 + 2 =$  +  = ____ a) $4 + 15 =$ b) $16 + 3 =$ c) $14 + 1 =$ d) $18 + 4 =$ e) $8 + 6 =$ f) $8 + 8 =$ g) $15 + 5 =$ h) $20 + 5 =$	Log into Seesaw to complete this activity online. 'WEDNESDAY, Week 6 - Number Talk' Log into Seesaw to complete this activity online. 'WEDNESDAY, Week 6 - Addition'	
Break		
Physical Education Underarm Throw You will need as many of the following items as you can find for throwing: - tennis balls - pairs of socks - scrunched paper You can use any of the following for targets: - washing baskets - tubs	Log into Seesaw to see the activity instructions 'WEDNESDAY, Week 6 - PE'.	Choose an activity from the digital resource list.

-
- boxes
 - cricket stumps

- plastic bottles

Set up your target and stand 2m away. Decide what item you will use to throw the first e.g. tennis ball and then try and throw it at the target using an underarm throw. When the target is hit 3 times in a row change what is being thrown and/or take a step back.

Term 3 Week 6 Thursday 19 August 2021


Activities	Seesaw	Optional
<p>English Reading</p> <p>After watching the story video on Seesaw “The Most Magnificent Thing”, use your imagination to create and build! Look around your home to find materials to build with: Legos, Duplos, Play-Doh, blocks, boxes, wood, paper, blankets, sticks, string, etc.</p> <p>Use these materials to build your own Magnificent Thing. Once made, draw it in your work book or take a photo and upload it into Seesaw.</p> <p>Writing</p> <p>Draw a picture of a car. Write some different adjectives around the car to describe it. Example: white or fast (An adjective is a word that describes another word (noun) for example; The hairy dog. The word ‘hairy’ is the adjective.)</p> <p>Draw a picture of a road and write some different adjectives around the road to describe it. Example: long or bumpy</p> <p>Take this simple sentence and make it more exciting by using some of the adjectives you have thought of.</p> <p>The _____ car drove on the _____ road.</p> <p>Example: The fast car drove on the bumpy road.</p>	<p><i>Log into Seesaw to view the ‘THURSDAY, Week 6 - Reading.’</i></p> <p><i>Log into Seesaw to watch the instructional video and complete the task. ‘THURSDAY, Week 6 - Writing’.</i></p>	Reading Eggs
<p>Brain Break</p> <p>Hold a V-sit for 30 seconds.</p> <p>Spelling:</p> <p>Sentences: Write a sentence for each of your spelling words (see Monday, Week 6). Make sure you use capitals, fullstops and spaces between words.</p>	<p><i>Log into Seesaw to complete ‘THURSDAY, Week 6 - Spelling-Sentences’.</i></p>	
Lunch Break		
<p>Mathematics Number Talk</p> <p>Number of the day ‘17’. What do you know about the number 17? You can use sums, tally marks, pictures, tens frames etc to represent the number.</p> <p>Addition</p> <p>Watch Miss Francis’s Seesaw video to help with this activity. You will need some playing cards. If you don’t have cards you can make them or write some numbers on pieces of paper. You will need to create additional sums using the cards/numbers. Record them in your workbook (or on Seesaw). ** Keep your cards handy as you’ll need them for Maths next week.</p>	<p>Log into Seesaw to complete this activity online. ‘THURSDAY, Week 6 - Number Talk’</p> <p>Log into Seesaw to watch the video and complete this activity online. ‘THURSDAY, Week 6 - Addition’</p>	
Break		

<p>Creative Arts Nature Collage</p> <p><u>Materials:</u></p> <ul style="list-style-type: none"> -Found natural objects (leaves, sticks, flowers, sand, dirt, bark, etc) -A piece of paper or cardboard (the cardboard from a cereal package would be ideal!) -Glue <p><u>Instructions:</u></p> <ul style="list-style-type: none"> ● Have a look around your front and back yard. Collect interesting objects that you can use to glue onto the paper or cardboard to create a picture. Your picture can be a picture of something real (a house, a person, an animal, a natural scene) or it could be an abstract picture (something that is not meant to represent a 'real' thing but is something from your amazing imagination!) Remember to always ask before taking anything from your garden or someone else's garden. ● If you don't have any paper, you can arrange your objects into a picture and take a photo of it. 	<p><i>Video instructions for this activity can be found on Seesaw.</i> <i>'THURSDAY, Week 6 - Art'</i></p>	<p>Choose an activity from the digital resource list.</p>
---	--	---

Term 3 Week 6 Friday 20 August 2021

Activities	Seesaw	Optional												
English Reading On Seesaw look at the 'I Spy' pages and see if you can find the different objects. In your workbook you can create your own 'I Spy' drawing and give it to a parent or carer to find some of the objects you have drawn. Writing Write out these sentences and add the appropriate conjunction. (A conjunction is a word that adds two ideas together eg: and, to, but, so, because ect.) 1) Put the water in the bottle ____ do not put too much in. 2) Push the pump up ____ down. 3) Pour the water in slowly ____ it does not spill.	<i>Log into Seesaw to view the 'FRIDAY, Week 6 - Reading' video and complete the task.</i> <i>Log into Seesaw to watch the instructional video and complete the task. 'FRIDAY, Week 6 - Writing'.</i>	Reading Eggs												
Brain Break Play your favourite song and dance to it. Spelling: Test time: Ask your parents or carer to test you on your spelling list (see Monday, Week 6). Write your words in your workbook.	<i>Log into Seesaw to complete 'FRIDAY, Week 6 - Spelling'</i>													
Lunch Break														
Mathematics Number Talk Number of the day '20'. What do you know about the number 20? You can use sums, tally marks, pictures, tens frames etc to represent the number. Addition If you do not have a set of dominoes at home, make your own using pieces of paper. Show the dots on the dominoes to represent the following addition sums. Use Seesaw to view the video and support this activity. <table><tr><td>6+5</td><td>3+0</td><td>2+7</td><td>3+8</td></tr><tr><td>2+6</td><td>3+2</td><td>5+1</td><td>4+1</td></tr><tr><td>2+9</td><td>3+5</td><td>5+2</td><td>9+8</td></tr></table>	6+5	3+0	2+7	3+8	2+6	3+2	5+1	4+1	2+9	3+5	5+2	9+8	<i>Log into Seesaw to complete this activity online. 'FRIDAY, Week 6 - Number Talk'</i> <i>Log into Seesaw to watch the video and complete this activity online. 'FRIDAY, Week 6 - Domino Addition'</i>	
6+5	3+0	2+7	3+8											
2+6	3+2	5+1	4+1											
2+9	3+5	5+2	9+8											
Break														
Personal Development & Health Ask a parent or carer to read out the following scenario: Kristin had a bad day. Her friends said, 'We don't like you. Your hair looks funny. You can't play with us'. <ul style="list-style-type: none">- Discuss what feelings Kristin might have had when her friends told her she could not play with them? Write these emotions in your book.- What could other children nearby do to help Kristin? Draw a picture of this in your book. Write down what feelings might Kristin have when these children are friendly to her.	<i>Log into Seesaw to complete this activity online. 'FRIDAY, Week 6 - PDH'</i>	Choose an activity from the digital resource list.												


Term 3 Week 7 Monday 23 August 2021

Activities	Seesaw	Optional
English Reading After watching the story video on Seesaw "The Dot", draw a dot in the middle of a piece of paper. Turn that dot into a drawing. Writing Explain your perfect day. Where are you, who are you with and what are you doing?	<i>Log into Seesaw to view the 'MONDAY, Week 7 - Reading' video and complete the task.</i> <i>Log into Seesaw to watch the instructional video and complete the task. 'MONDAY, Week 7 - Writing'.</i>	Reading Eggs
Brain Break Do 15 star jumps. Spelling This week's spelling words are: went, when, you, about, after <ol style="list-style-type: none"> Write your spelling words in your work book. Cut out the letters for your spelling words from an old magazine or a catalogue. Glue the letters in order so they spell out each of your words. 	<i>Log into Seesaw to complete 'MONDAY, Week 7 - Spelling-Write and build'.</i>	
Lunch Break		
Mathematics Number Talk Number of the day '11'. What do you know about the number 11? You can use sums, tally marks, pictures, tens frames etc to represent the number. Subtraction Write and solve the problems below in your workbook. Use drawings to represent your work. For example: 10 - 5 =  a) 4 - 4 = b) 2 - 2 = c) 4 - 2 = d) 8 - 4 = e) 6 - 6 = f) 12 - 6 = g) 10 - 10 = h) 20 - 10 =	<i>Log into Seesaw to complete this activity online. 'MONDAY, Week 7 - Monday Talk'</i> <i>Log into Seesaw to watch the video and complete this activity online. 'MONDAY, Week 7 - Subtraction'</i>	
Break		
Science We have been learning about landscapes Remember: A landscape is the land in front of you. Landscapes can be natural or constructed (man-made). <ul style="list-style-type: none"> Have a look at the natural and constructed sheet below.. Either draw or cut and paste the pictures under the right heading. Ask your grown up to take you on a walk. See if you can find an interesting landscape and draw it. 	<i>Log into Seesaw to view the 'MONDAY, Week 7 - Science'.</i>	Choose an activity from the digital resource list.

Natural and Constructed Features of Landscape

Cut, sort and paste the natural and built features into the correct column.

Natural features	Constructed features



Term 3 Week 7 Tuesday 24 August 2021

Activities	Seesaw	Optional
<p>English Reading</p> <p>Watch the story video on Seesaw ‘When Grandma Gives You A Lemon Tree’.</p> <p>Answer these questions in your workbook:</p> <ul style="list-style-type: none"> • Have you ever had a time when you didn’t get what you wanted like the little girl in the story? • How did the little girl’s feelings change from the start of the book to the end of the book and why? • What made her change her mind about the lemon tree? <p>Writing</p> <p>Using the sheet below, look at the picture, plan out and write a sentence about what you see.</p>	<p><i>Log into Seesaw to view the ‘TUESDAY, Week 7 - Reading’ video and complete the task.</i></p> <p><i>Log into Seesaw to watch the instructional video and complete the task. ‘TUESDAY, Week 7 - Writing’.</i></p>	Reading Eggs
<p>Brain Break</p> <p>Run on the spot or around your backyard for 1 minute.</p> <p>Spelling</p> <p>On a blank page in your workbook, using your spelling list (See Monday, Week 7), complete a ‘Look, Say, Cover, Write and Check’ activity (see Week 6 for instructions).</p>	<p><i>Log into Seesaw to complete ‘TUESDAY, Week 7 - Spelling- LSCWC’.</i></p>	
Lunch Break		
<p>Number talk</p> <p>Number of the day ‘13’. What do you know about the number 13? You can use sums, tally marks, pictures, tens frames etc to represent the number.</p> <p>Subtraction</p> <p>Draw a Tens frame to complete the following subtraction sums.</p> <div style="display: flex; justify-content: space-around;"> $11 - 9 =$ $13 - 3 =$ $20 - 3 =$ </div> <div style="display: flex; justify-content: space-around;"> $16 - 8 =$ $15 - 10 =$ </div>	<p><i>Log into Seesaw to complete this activity online. ‘TUESDAY, Week 7 - Number Talk’</i></p> <p><i>Log into Seesaw to complete this activity online. ‘TUESDAY, Week 7 - Subtraction’</i></p>	
Break		
<p>Geography</p> <ul style="list-style-type: none"> - Create a poster/double page of a place you would like to visit. - Give 5 reasons why you would like to visit this place. This may be a place that you have a connection with or it may be a place you have seen in magazines, television or know other people that have travelled there. 	<p><i>Log into Seesaw to complete this activity online. ‘TUESDAY, Week 7 - Geography’</i></p>	Choose an activity from the digital resource list.

Plan A Sentence




Who?

Did What?

When?

Where?

Term 3 Week 7 Wednesday 25 August 2021

Activities	Seesaw	Optional
<p>English Reading</p> <p>On Seesaw look at the 'I Spy' pages and see if you can find the different objects.</p> <p>In your workbook you can create your own 'I Spy' drawing and give it to a parent or carer to find some of the objects you have drawn.</p> <p>Writing</p> <p>When you are writing a question, it ends with a question mark ? instead of a full stop.</p> <p>Edit the following sentences to fix the capital letters, fullstops, question marks and spelling mistakes:</p> <p>did mr kite fourget Hiz lunch</p> <p>do yoU kNow where Mi hatt iz</p> <p>i liKe To eat aPPles andd pearz</p>	<p>Log into Seesaw to view the 'WEDNESDAY, Week 7 - Reading' video and complete the task.</p> <p>Log into Seesaw to watch the instructional video and complete the task. 'WEDNESDAY, Week 7 - Writing'.</p>	Reading Eggs
<p>Brain Break</p> <p>Hold a V-sit for 30 seconds.</p> <p>Spelling</p> <p>ABC: Practise writing your spelling words (See Monday, Week 7) in alphabetical order.</p>	<p>Log into Seesaw to complete 'WEDNESDAY, Week 7 - Spelling- ABC'.</p>	
Lunch Break		
<p>Number talk</p> <p>Number of the day '19'. What do you know about the number 19? You can use sums, tally marks, pictures, tens frames etc to represent the number.</p> <p>Subtraction</p> <p>Write and solve the problems below in your workbook or Seesaw. Use drawings to represent your work</p> <p>For example:</p> <p>8 - 2 =</p>  <p>a) 15 - 4 = b) 16 - 3 =</p> <p>c) 14 - 1 = d) 18 - 4 =</p> <p>e) 8 - 6 = f) 8 - 8 =</p> <p>g) 15 - 5 = h) 20 - 5 =</p>	<p>Log into Seesaw to complete this activity online. 'WEDNESDAY, Week 7 - Number Talk'</p> <p>Log into Seesaw to complete this activity online. 'WEDNESDAY, Week 7 - Subtraction'</p>	
Break		
<p>Physical Education</p> <p>Throwing and Catching to Self</p> <p>You will need as many of the following items as you can find:</p>	<p>Log into Seesaw to see the activity instructions 'WEDNESDAY, Week</p>	Choose an activity

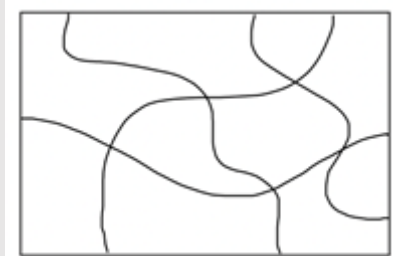
<ul style="list-style-type: none"> - tennis ball - bean bag - pairs of socks - scrunched paper - balloons <p>Toss the object a little above your head and catch it – repeat 5 times in a row. After you catch the object 5 times in a row, try it with a different type of ball or object</p> <p>Variations:</p> <ul style="list-style-type: none"> - Toss the ball up and clap 1,2,3 or more times – what is your best score? - Toss the ball up and turn around and catch - Toss the ball up, touch the ground with one hand, stand up and catch - Try with your right hand, left hand, both hands - What other tricks can you come up with for catching – can you teach someone else in your home 	<p>7 - <i>Physical Education</i>'.</p>	<p>from the digital resource list.</p>
--	--	--

Term 3 Week 7 Thursday 26 August 2021

Activities	Seesaw	Optional
<p>English Reading</p> <p>Watch the story video on Seesaw ‘The Garden’ and answer the following questions.</p> <ul style="list-style-type: none"> Have you ever planted something? What did you do to help it grow? Draw a picture of the plant you grew. <p>Writing</p> <p>Draw a picture of a cupcake. Write some different adjectives around the cupcake to describe it. Example: sweet or pink</p> <p>Draw a picture of a girl and write some different adjectives around the girl to describe her. Example: mean or hungry</p> <p>Take this simple sentence and make it more exciting by using some of the adjectives you have thought of. The _____ girl ate the _____ cupcake. Example: The hungry girl ate the pink cupcake.</p>	<p><i>Log into Seesaw to view the ‘THURSDAY, Week 7 - Reading’ video and complete the activity.</i></p> <p><i>Log into Seesaw to watch the instructional video and complete the task. ‘THURSDAY, Week 7 - Writing’.</i></p>	<p>Reading Eggs</p>
<p>Brain Break</p> <p>See how long you can hold your body in the plank position.</p> <p>Spelling</p> <p>Sentences: Write a sentence for each of your spelling words (See Monday, Week 7). Make sure you use capitals, fullstops and spaces between words.</p>	<p><i>Log into Seesaw to complete ‘THURSDAY, Week 7 - Spelling- Sentences’.</i></p>	
Lunch Break		
<p>Mathematics Number talk</p> <p>Number of the day ‘12’. What do you know about the number 12? You can use sums, tally marks, pictures, tens frames etc to represent the number.</p> <p>Subtraction</p> <p>Watch Miss Francis’s Seesaw video to help with this activity. You will need some playing cards. If you don’t have cards you can make them or write some numbers on pieces of paper. You will need to create Subtraction sums using the cards/numbers. Record them in your workbook (or on Seesaw).</p>	<p><i>Log into Seesaw to complete this activity online. ‘THURSDAY, Week 7 - Number Talk’</i></p> <p><i>Log into Seesaw to watch the video and complete this activity online. ‘THURSDAY, Week 7 - Subtraction’</i></p>	
Break		
<p>Creative Arts Texture Art</p> <p><u>Materials:</u></p> <ul style="list-style-type: none"> Crayons or coloured pencils Plain paper Surfaces with interesting textures (cement, bricks, sandpaper, wood, leaves, corrugated cardboard...anything really!) 	<p><i>Video instructions for this activity can be found on Seesaw. “THURSDAY, Week 7 - Art”</i></p>	<p>Choose an activity from the digital resource list.</p>

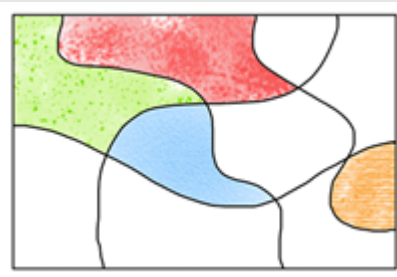
Instructions:

- Begin by drawing a few overlapping, wavy lines on your page (not too many, only about 5 or so because you want spaces that are large enough to colour with texture)



Your page will look something like this!

- Now, place your page on an interestingly textured surface and colour in a section using crayon or coloured pencil. You will see the texture come through and make a textured pattern on the section you are colouring.
- Find a different textured surface and use a different colour to fill in another section. Repeat this until you have filled in the whole page.



- Your picture will start to look a bit like this.
- Make the lines really dark by tracing over them with a black Texta or marker if you have one. You could also trace over the lines using a black crayon or pencil.

Term 2 Week 4 Friday 22 May 2020

Activities	Seesaw	Optional
Reading Watch the story video on Seesaw 'Room on the Broom'. <ol style="list-style-type: none"> 1. Use the broom template and draw the characters from the story in order on the broom. 2. Write who your favourite character from the story was and why you liked them. 	<i>Log into Seesaw to view the 'FRIDAY, Week 7 - Reading' video and complete the activity.</i>	Reading Eggs
Writing <ol style="list-style-type: none"> 1. Draw a picture of a monster. Be sure to include plenty of details. 2. Write a name for your monster above your picture. 3. Around your drawing, write 6 adjectives (describing words) about your monster. 	<i>Log into Seesaw to watch the instructional video and complete the task. 'FRIDAY, Week 7 - Writing'.</i>	
Brain Break Play your favourite song and dance to it.	<i>Log into Seesaw to complete 'FRIDAY, Week 7 - Spelling- Test Time'.</i>	
Spelling Test time: Ask a parent or carer to test you on your spelling list (See Monday, Week 7).		
Lunch Break		
Mathematics Number talk Number of the day '10'. What do you know about the number 10? You can use sums, tally marks, pictures, tens frames etc to represent the number.	<i>Log into Seesaw to complete this activity online. 'FRIDAY, Week 7 - Number Talk'</i>	
Subtraction Roll the two dice to create a subtraction sum. Remember when subtracting we put the biggest number first. If you do not have a set of dice at home, use the given templates to make your own. Use Seesaw to view the video and support this activity.	<i>Log into Seesaw to watch the video and complete this activity online. 'FRIDAY, Week 7 - Subtraction'</i>	
Break		
Personal Development & Health Close your eyes and remember a time when you were friendly to another child or to someone in your family. (If you can't remember one, use your imagination to help them think of one that you can do very soon.) Open your eyes and share your memory with a parent/carers. Draw a picture and write a sentence about your memory in your book.	<i>Log into Seesaw to complete this activity online. 'FRIDAY, Week 7 - PDH'</i>	Choose an activity from the digital resource list.
AND Catch-up Finish any unfinished tasks from this week.		

Room on the Broom

Draw the characters in order of the story on the broom.
Glue this sheet into your workbook.



