

Muswellbrook South Public School

Year 1



At Home Learning Plan:

Term 3 Week 8 and 9

If you wish to complete your activities online:


The Seesaw column will assist you to access teaching videos and activities online. Activities completed online can be viewed and marked by classroom teachers.

If you wish to complete your activities in your workbook:

You may use the instructions in the activities column to complete your work in your workbook.


Digital Resource List		
https://www.storylineonline.net/	https://www.getepic.com/	https://readingeggs.com.au/
https://www.phonicshero.com/	https://www.abcya.com/	https://www.youtube.com/user/Jack Hartmann
https://www.mathplayground.com/	https://au.ixl.com/	https://www.freechildrenstories.com/
https://new.phonicsplay.co.uk/resources	https://www.youtube.com/user/CosmicKidsYoga	https://www.abc.net.au/education/

Term 3 Week 8 Monday 30 August 2021

Activities	Seesaw	Optional																																																		
<p>English Reading</p> <p>After watching the story video on Seesaw, draw a picture of your favourite part of the book. Finish the sentence ‘I like...’ to label your picture.</p> <p>Writing</p> <p>Use the sentence starter to write a story. Make sure your story has a beginning, middle and end. Sentence starter:</p> <p><i>He had been squished flatter than a pancake...</i></p> <p><u>Extension:</u></p> <p>When you are finished with your story, edit your writing. Make sure to use capital letters, full stops/question marks and fix the spelling mistakes.</p>	<p>Log into Seesaw to view the ‘MONDAY, Week 8 - Reading’ video and complete the activity.</p> <p>Upload a picture of your writing to your teacher on Seesaw.</p>	<p>Reading Eggs</p> <p>Epic</p>																																																		
<p>Brain Break</p> <p>Do 15 star jumps.</p> <p>Spelling</p> <p>This week's spelling words are: all, are, as, back, because</p> <p>1. Write your spelling words in your work book.</p> <p>2. Cut out the letters for your spelling words from an old magazine or a catalogue. Glue the letters in order so they spell out each of your words.</p> <p><u>Extension:</u></p> <p>Add 5 extra words that you may have struggled with in a book you have read.</p>	<p>Upload a picture of your work to your teacher on Seesaw.</p>																																																			
Break																																																				
<p>Mathematics Number Talk</p> <p>Number of the day ‘22’. What do you know about the number 22? You can use sums, tally marks, pictures, tens frames etc to represent the number.</p> <p><u>Extension:</u></p> <p>Complete your own number talk on the number 124.</p> <p>You can use sums, tally marks, pictures, tens frames, place value: hundreds, tens and ones etc to represent the number.</p> <p>Data - Basketball Toss</p> <p>Make the follow templates in your book:</p> <div><div><p>Tally chart</p><table><tr><th>Left hand</th><th>Right Hand</th></tr><tr><td></td><td></td></tr><tr><td></td><td></td></tr><tr><td></td><td></td></tr><tr><td></td><td></td></tr><tr><td></td><td></td></tr><tr><td></td><td></td></tr><tr><td></td><td></td></tr><tr><td></td><td></td></tr><tr><td></td><td></td></tr></table></div><div><p>Use the information from your tally marks to complete the graph. Use the thick highlighter to colour in the rectangles.</p><table><tr><td>10</td><td></td><td></td></tr><tr><td>9</td><td></td><td></td></tr><tr><td>8</td><td></td><td></td></tr><tr><td>7</td><td></td><td></td></tr><tr><td>6</td><td></td><td></td></tr><tr><td>5</td><td></td><td></td></tr><tr><td>4</td><td></td><td></td></tr><tr><td>3</td><td></td><td></td></tr><tr><td>2</td><td></td><td></td></tr><tr><td>1</td><td></td><td></td></tr></table><p>Left Right</p></div></div> <p>Then complete the activity:</p> <p>1. Watch the Seesaw video to see how to play 'basketball toss'.</p> <p>2. Mark a clear ‘starting line’ for your basketball toss.</p>	Left hand	Right Hand																			10			9			8			7			6			5			4			3			2			1			<p>Log into Seesaw to complete this activity online. ‘MONDAY, Week 8 - Number Talk’</p> <p>Log into Seesaw to watch the video and complete this activity online. ‘MONDAY, Week 8 - Data (Basketball Toss)’</p>	
Left hand	Right Hand																																																			
10																																																				
9																																																				
8																																																				
7																																																				
6																																																				
5																																																				
4																																																				
3																																																				
2																																																				
1																																																				

3. Take 3 big steps from your starting line and place a basket, bucket or container at the end. 4. Stand at your starting line and throw your socks with your right hand. 5. Go back to your starting line and have your second throw. 6. Repeat this until you have thrown your socks 10 times with your right hand and then 10 times with your left hand. 7. Record your throws that make it into the basket/container on the tally chart using tally marks as you go. 8. Fill in the column graph to share your results.		
--	--	--

Break

<p>Science</p> <p>Earlier in the term we planted a seed to grow beans and watch how they changed. Here are some pictures of the different stages:</p>  <ul style="list-style-type: none"> • Draw the pictures above in the correct order that a plant grows in. • Write a list of things that plants need in order to grow. 	<p><i>Upload a picture of your work to your teacher on Seesaw.</i></p>	<p>Choose an activity from the digital resource list.</p>
--	--	---

Term 3 Week 8 Tuesday 31 August 2021

Activities	Seesaw	Optional
<p>English</p> <p>Reading</p> <p>Pick a book to read to a parent/carer and ask them to record you. Focus on your fluency (how the book sounds). Make sure you change your voice to suit the text. Listen/watch the recording to improve your fluency.</p> <p>Writing</p> <p>Watch Miss Kelly's editing video on Seesaw to assist with this activity.</p> <p>Make sure to use capital letters, full stops/question marks and fix the spelling mistakes. Edit the following sentences:</p> <p>i woNt a FluFfy bog</p> <p>tHe ball iz oVer TheRe</p> <p>Hav yOu sEEen mi hatt</p> <p><u>Extension:</u></p> <p>Ask a parent or older sibling to write you 2 more sentences and edit it using capital letters, full stops/question marks and fix the spelling mistakes.</p>	<p><i>Log into Seesaw to watch the video and complete the task. 'TUESDAY, Week 8 - Reading'.</i></p> <p><i>Log into Seesaw to watch the instructional video and complete the task. 'TUESDAY, Week 8 - Writing'.</i></p>	<p>Reading Eggs</p> <p>Epic</p>
<p>Brain Break</p> <p>Run on the spot or around your backyard for 1 minute.</p> <p>Spelling</p> <p>On a blank page in your workbook, using your spelling list, complete a 'Look, Say, Cover, Write and Check' (LSCWC) activity.</p> <p><u>Instructions:</u></p> <ul style="list-style-type: none"> - Divide your page into four columns and carefully copy your list into the first column. - Look at your first spelling word - Say the word out loud - Cover it over with a piece of paper or your hand - Write the spelling word again in the next column - Check the spelling word to see if you have got it right. - Repeat this process for each of your spelling words. <p><u>Extension:</u></p> <p>Complete LSCWC for your extension words.</p>	<p><i>Upload a picture of your work to your teacher on Seesaw.</i></p>	
Break		
<p>Mathematics</p> <p>Number Talk</p> <p>Number of the day '28'. What do you know about the number 28? You can use sums, tally marks, pictures, tens frames etc to represent the number.</p> <p><u>Extension:</u></p> <p>Complete your own number talk on the number 97.</p> <p>You can use sums, tally marks, pictures, tens frames, place value: tens and ones etc to represent the number.</p>	<p><i>Log into Seesaw to complete this activity online. 'TUESDAY, Week 8 - Number Talk'</i></p>	

<p>Addition</p> <p>Draw a Tens frame to complete the following addition sums.</p> <p> $9 + 4 =$ $11 + 7 =$ $15 + 4 =$ $7 + 7 =$ $6 + 7 =$ </p> <p><u>Extension:</u></p> <p> $27 + 6 =$ $23 + 7 =$ $21 + 10 =$ $25 + 15 =$ </p>	<p><i>Upload a picture of your work to your teacher on Seesaw.</i></p>	
Break		
<p>Geography</p> <p>My home</p> <ul style="list-style-type: none"> - Draw your home or paste in a photo of it. - Write or draw what you like to do at home. - Draw yourself in your special place at home. - Write or draw how you care for your home. 	<p><i>Upload a picture of your work to your teacher on Seesaw.</i></p>	<p>Choose an activity from the digital resource list.</p>

Term 3 Week 8 Wednesday 1st September 2021


Activities	Seesaw	Optional
English Reading After watching the story video on Seesaw, write about a time you felt proud or brave like Truman. Draw a picture to compliment your writing. Writing Use the sentence starter to write a story. Make sure your story has a beginning, middle and end. <i>I found a strange package by the door...</i> <u>Extension:</u> When you are finished with your story, edit your writing. Make sure to use capital letters, full stops/question marks and fix the spelling mistakes.	Log into Seesaw to view the 'WEDNESDAY, Week 8 - Reading' video and complete the activity. Upload a picture of your writing to your teacher on Seesaw.	Reading Eggs Epic
Brain Break See how long you can hold your body in the plank position.. Spelling Rainbow words: Write your words in rainbow colours. <u>Extension:</u> Complete rainbow words for your extension words.	Upload a picture of your work to your teacher on Seesaw.	
Break		
Mathematics Number Talk Number of the day '25'. What do you know about the number 25? You can use sums, tally marks, pictures, tens frames etc to represent the number. <u>Extension:</u> Complete your own number talk on the number 106. You can use sums, tally marks, pictures, tens frames, place value: tens and ones etc to represent the number. Data - Sea Animals 1. Watch the Seesaw video for a demonstration of this activity. 2. Use the attached worksheet to complete the activity. 3. Fill in the tally chart by crossing off each sea animal. Make sure you cross off each animal as you count it so you don't count something twice. 3. Use a pencil to colour in the column graph to match your tally data. 4. Use your data to answer the questions at the bottom.	Log into Seesaw to complete this activity online. 'WEDNESDAY, Week 8 - Number Talk' Log into Seesaw to complete this activity online. 'WEDNESDAY, Week 8 - Data (sea animals)'	
Break		
Physical Education <i>For this activity you will need:</i> <ul style="list-style-type: none"> - An object that can be used as a ball (if indoors use a wool ball or socks), - As many tubs or containers as you can find to make each of the holes. <ul style="list-style-type: none"> • Place your tubs in different locations in the playing space you are using – if playing indoors you may use several different rooms. When placing your tubs decide what order the 'holes' (tubs) will be played in. • To make sure the game works you need tub 2 to be visible from tub 1, tub 3 visible from tub 2 etc. 	Log into Seesaw to see the activity instructions 'WEDNESDAY, Week 8 - PE'.	Choose an activity from the digital resource list.

- You need to complete all 9 holes in as few throws as possible.
- Choose your starting position, count how many throws it takes to get the ball to land in the 'hole' one – this is your score for the first hole, then stand at hole 1 and try to land the ball in tub 2 – again count your throws.


Modification – if outdoors you might try and play this game with a Frisbee, use your non-preferred hand and compare scores to the preferred hand.


Before you start the activity, watch the demonstration.





Count, Tally & Graph!





Count the items, complete the frequency table and color the chart. 

★ ★ ★ ★ Which ocean animal is your favorite?

Record yourself explaining what you notice. 



	Tally	Total
		
		
		
		

T Which is the most popular? _____ How many more people liked jellyfish than octopus? _____

Which is the least popular? _____ How many people were asked altogether? _____

Term 3 Week 8 Thursday 2nd September 2021

Activities	Seesaw	Optional
<p>English Reading</p> <p>Pick a book to read to a parent/carer and ask them to record you. Make sure it is different from the book you read on Tuesday. Focus on your fluency (how the book sounds). Make sure you change your voice to suit the text. Listen/watch the recording to improve your fluency. This can be added to Seesaw for your teacher to watch.</p> <p>Writing</p> <p>Draw a picture of a teacher. Write some different adjectives around the teacher to describe him/her. Example: smart or serious. (An adjective is a word that describes another word (noun) for example; The hairy dog. The word 'hairy' is the adjective.)</p> <p>Draw a picture of a book and write some different adjectives around the book to describe it. Example: funny or exciting.</p> <p>Take this simple sentence and make it more exciting by using some of the adjectives you have thought of.</p> <ul style="list-style-type: none"> - Complete 2 simple sentences about the teacher and book using different adjectives. <p>The _____ teacher read the _____ book. Example: The smart teacher read the funny book.</p> <p><u>Extension:</u> Add a conjunction to your sentences (a conjunction is a word used to connect clauses or sentences or to coordinate words in the same clause (e.g. and, but, if, because, while, so etc). eg: The smart teacher read the funny book and was pulling funny faces.</p>	<p><i>Log into Seesaw to watch the video and complete the task. 'THURSDAY, Week 8 - Reading'.</i></p> <p><i>Log into Seesaw to watch the instructional video and complete the task. 'THURSDAY, Week 8 - Writing'.</i></p>	<p>Reading Eggs</p> <p>Epic</p>
<p>Brain Break</p> <p>Hold a V-sit for 30 seconds.</p> <p>Spelling:</p> <p>Sentences: Write a sentence for each of your spelling words. Make sure you use capitals, fullstops and spaces between words.</p> <p><u>Extension:</u> Write a sentence for your extension words.</p>	<p><i>Upload a picture of your work to your teacher on Seesaw.</i></p>	
Break		
<p>Mathematics</p> <p>Number Talk</p> <p>Number of the day '29'. What do you know about the number 29? You can use sums, tally marks, pictures, tens frames etc to represent the number.</p> <p><u>Extension:</u> Complete your own number talk on the number 132. You can use sums, tally marks, pictures, tens frames, place value: tens and ones etc to represent the number.</p> <p>Addition</p> <p>Draw a number line to complete the following problems: 13 + 3 =</p>	<p>Log into Seesaw to complete this activity online. 'THURSDAY, Week 8 - Number Talk'</p>	

$$8 + 4 =$$

$$12 + 5 =$$

$$14 + 5 =$$

$$9 + 4 =$$

Extension:

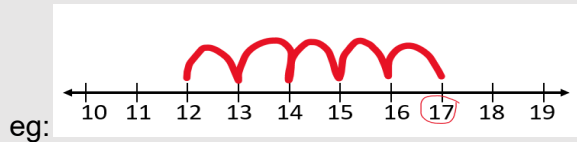
$$27 + 6 =$$

$$23 + 7 =$$

$$21 + 10 =$$

$$25 + 15 =$$

Remember to start at the big number and jump up with the smaller number.
If the addition is $12 + 5$, your number line doesn't have to start at 0.



Upload a picture of your work to your teacher on Seesaw.

Break

Creative Arts

Music

1. Make a percussion instrument out of objects you can find at home' Here are some ideas:
 - Make a shaker out of a small container filled with rice
 - Ask an adult if there are kitchen utensils you can use that make an interesting sound when tapped against each other
 - Use a bucket or an empty milo tin as a drum.
2. Use your percussion instrument to have a go at playing my rhythmic pattern:

4/4

1	2	3	4	1	2	3	4
	□	□			□	Z	
Ta	Ti-ti	Ti-ti	Ta	Ta	Ti-ti	Sa	Ta

1	2	3	4	1	2	3	4
	□	□	Z			□	
Ti-ti	Ti-ti	Sa	Sa	Ta	Ta	Ti-ti	Ta

3. Use the worksheet provided to complete activity number 3.

Choose an activity from the digital resource list.

Fathers day or someone special card.

Term 3 Week 8 Friday 3rd September 2021

Activities	Seesaw	Optional
<p>English</p> <p>Reading</p> <p>After watching the story video on Seesaw, write a recount of the book. Make sure you write about what happened in the beginning, middle and end.</p> <p>Writing</p> <p>Use the sentence starter to write a story. Make sure your story has a beginning, middle and end.</p> <p><i>The pirate was coming...</i></p> <p><u>Extension:</u></p> <p>When you are finished with your story, edit your writing. Make sure to use capital letters, full stops/question marks and fix the spelling mistakes.</p>	<p><i>Log into Seesaw to view the 'FRIDAY, Week 8 - Reading' video and complete the task.</i></p> <p><i>Upload a picture of your writing to your teacher on Seesaw.</i></p>	<p>Reading Eggs</p> <p>Epic</p>
<p>Brain Break</p> <p>Play your favourite song and dance to it.</p> <p>Spelling:</p> <p>Test time: Ask your parents or carer to test you on your spelling list. Write your words in your workbook.</p> <p><u>Extension:</u></p> <p>Don't forget to test your extension words too.</p>	<p><i>Upload a picture of your work to your teacher on Seesaw.</i></p>	
Break		
<p>Mathematics</p> <p>Number Talk</p> <p>Number of the day '26'. What do you know about the number 26? You can use sums, tally marks, pictures, tens frames etc to represent the number.</p> <p><u>Extension:</u></p> <p>Complete your own number talk on the number 132.</p> <p>You can use sums, tally marks, pictures, tens frames, place value: tens and ones etc to represent the number.</p> <p>Data - Farm Animals</p> <ol style="list-style-type: none"> Use the attached graph to colour in the boxes for each animal. Make sure you cross each animal as you go so you don't count an animal twice. Answer the following questions: <ol style="list-style-type: none"> How many horses are there? Are there any animals that are equal? What is the difference between the number of pigs and number of goats? How many more chicks would you need to have 10 chicks in total? What animal is there the most of? What animal is there the least of? How many farm animals are there altogether? 	<p>Log into Seesaw to complete this activity online. 'THURSDAY, Week 8 - Number Talk'</p> <p>Log into Seesaw to watch the video and complete this activity online. 'THURSDAY, Week 8 - Data (farm animals)'</p>	
Break		
<p>Finish tasks from Monday-Thursday and/or</p>		

Personal Development and Health

Grow Your Mind Elephant Breathing

Instructions:

Our elephant helps us remember things. Let's wake up our elephant now!
Stand with your feet wide apart, arms/trunk dangling between the legs.
Breathe in and raise the arms high and then breathe out and swing your arms/trunk down again. Repeat five times.

Discuss with a parent/caregiver the following questions:


- What are emotions? For example, emotions are feelings; sad, happy.
- What are facial expressions? – For example, movements of the face
- What do facial expressions do? – For example, show others your emotions/feelings.
- Complete the worksheet 'Facial expressions'. You will need to match up the correct emotion to the scenario. In the activity one emotion picture can be linked to more than one scenario.

Log into
Seesaw to
complete this
activity online.
'FRIDAY,
Week 8 - PDH
Activity'


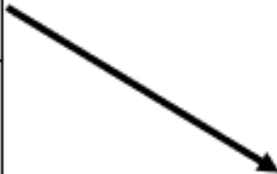









Choose
an
activity
from the
digital
resource
list.



Sort the animals.
Then record what you notice.



Week 8 Worksheet 'Facial expressions'

Emotions	Match the emotion	The event
 Happy		Family member in hospital
 Confused		Getting a surprise
 Worried		Trying to answer a really hard question at school
 Proud		Pet passes away
 Surprised		Struggling to tie your shoelaces for the first time
 Sad		Your friend breaks your favourite toy
 Frustrated		Playing games at a birthday party
 Angry		Win an award at school
 Scared		See a huge spider on the wall
 Excited		Going to a party

Term 3 Week 9 Monday 6th September 2021


Activities	Seesaw	Optional
<p>English</p> <p>Reading</p> <p>After watching the story video on Seesaw, draw a picture of how you can be cool at school. Finish the sentence 'I can be cool at school by...'</p> <p>Writing</p> <p>Use the sentence starter to write a story. Make sure your story has a beginning, middle and end.</p> <p><i>I stepped outside and saw a monkey...</i></p> <p><u>Extension:</u></p> <p>When you are finished with your story, edit your writing. Make sure to use capital letters, full stops/question marks and fix the spelling mistakes.</p>	<p>Log into Seesaw to view the 'MONDAY, Week 9 - Reading' video and complete the task.</p> <p>Upload a picture of your writing to your teacher on Seesaw.</p>	<p>Reading Eggs</p> <p>Epic</p>
<p>Brain Break</p> <p>Do 15 star jumps.</p> <p>Spelling</p> <p>This week's spelling words are: be, came, day, down, have</p> <ol style="list-style-type: none"> Write your spelling words in your work book. Cut out the letters for your spelling words from an old magazine or a catalogue. Glue the letters in order so they spell out each of your words. <p><u>Extension:</u></p> <p>Add 5 extra words that you may have struggled with in a book you have read.</p>	<p>Upload a picture of your work to your teacher on Seesaw.</p>	
Break		
<p>Mathematics</p> <p>Number Talk</p> <p>Number of the day '30'. What do you know about the number 30? You can use sums, tally marks, pictures, tens frames etc to represent the number.</p> <p><u>Extension:</u></p> <p>Complete your own number talk on the number 190. You can use sums, tally marks, pictures, tens frames, place value: hundreds, tens and ones etc to represent the number.</p> <p>2D Shapes</p> <p>Watch Miss Kelly's presentation video on Seesaw. Then read the clues and draw the shapes in your workbook.</p> <ol style="list-style-type: none"> I have 4 straight edges and 4 vertices. All my edges are the same length. What am I? I have 1 edge and no vertices. What am I? I have 5 edges and 5 vertices. My edges are the same length. What am I? I have 3 edges and 3 vertices. What am I? <p><u>Extension:</u></p> <p>Draw a picture using the 2D shapes above.</p>	<p>Log into Seesaw to complete this activity online. 'MONDAY, Week 9 - Monday Talk'</p> <p>Log into Seesaw to watch the video and complete this activity online. 'MONDAY, Week 9 - '2D shapes'</p>	
Break		

Science

- As we grow up, we change. Draw and label four of the things you look forward to when you grow up?
- Draw someone you know at each of the different stages of growing up. If you are unsure, use the pictures below as a guide.
 - baby
 - toddler
 - child
 - teenager
 - adult
 - elderly

Upload a picture of your work to your teacher on Seesaw.

Choose an activity from the digital resource list.



teenager

twinkl.com



child

twinkl.com



elderly

twinkl.com



toddler

twinkl.com



baby


twinkl.com



adult

twinkl.com

Term 3 Week 9 Tuesday 7th September 2021

Activities	Seesaw	Optional
<p>English Reading Pick a book to read to a parent/carer and ask them to record you. Make sure it is different from the books you read last week. Focus on your fluency (how the book sounds). Make sure you change your voice to suit the text. Listen/watch the recording to improve your fluency.</p> <p>Writing Watch Miss Kelly's editing video on Seesaw to assist with this activity.</p> <p>Make sure to use capital letters, full stops/question marks and fix the spelling mistakes. Edit the following sentences:</p> <p>tHe sHip iz Redd</p> <p>Mi nAmE Iz lucy end i aM a NeW StuDenT</p> <p>whEre Dib i puT my Bagg</p> <p><u>Extension:</u> Ask a parent or older sibling to write you 2 more sentences and edit it using capital letters, full stops/question marks and fix the spelling mistakes.</p>	<p>Log into Seesaw to view the 'TUESDAY, Week 9 - Reading' video and complete the task.</p> <p>Log into Seesaw to watch the instructional video and complete the task. 'TUESDAY, Week 9 - Writing'.</p>	<p>Reading Eggs</p> <p>Epic</p>
<p>Brain Break Run on the spot or around your backyard for 1 minute.</p> <p>Spelling On a blank page in your workbook, using your spelling list, complete a 'Look, Say, Cover, Write and Check' activity. (See Tuesday, week 8 for instructions)</p> <p><u>Extension:</u> Complete LSCWC for your extension words.</p>	<p>Upload a picture of your work to your teacher on Seesaw.</p>	
Break		
<p>Number talk Number of the day '33'. What do you know about the number 33? You can use sums, tally marks, pictures, tens frames etc to represent the number.</p> <p><u>Extension:</u> Complete your own number talk on the number 237. You can use sums, tally marks, pictures, tens frames, place value: hundreds, tens and ones etc to represent the number.</p> <p>Subtraction Write and solve the problems below in your workbook. Use drawings to represent your work.</p> <p>For example: $10 - 5 =$ </p>	<p>Log into Seesaw to complete this activity online. 'TUESDAY, Week 9 - Number Talk'</p>	

a) 6 - 4 = b) 7 - 2 = c) 3 - 2 = d) 9 - 4 =	e) 7 - 6 = f) 12 - 12 = g) 17 - 10 = h) 19 - 9 =	<i>Upload a picture of your work to your teacher on Seesaw.</i>	
<u>Extension:</u> 23 - 13 = 48 - 28 = 32 - 6 = 79 - 25 =			
Break			
Geography My School <ul style="list-style-type: none"> - Draw a picture of your school. - Identify where your classroom is and your favourite place. - Using dot points explain why school rules are used to help the school community to take care of the students and the environment. 		<i>Upload a picture of your drawing to your teacher on Seesaw.</i>	Choose an activity from the digital resource list.

Term 3 Week 9 Wednesday 8th September 2021

Activities	Seesaw	Optional
<p>English Reading</p> <p>After watching the story video on Seesaw, ask your parent/carer to help you take 2 photos of an object. The first photo needs to be a very close-up photo. The second photo can be a normal photo of the object. Look at the photos and discuss with your parent/carer how they are different. Can you tell what the object is in the close-up?</p> <p>Writing</p> <p>Use the sentence starter to write a story. Make sure your story has a beginning, middle and end.</p> <p><i>I was hiding in my treehouse...</i></p> <p><u>Extension:</u></p> <p>When you are finished with your story, edit your writing. Make sure to use capital letters, full stops/question marks and fix the spelling mistakes.</p>	<p><i>Log into Seesaw to view the 'WEDNESDAY, Week 9 - Reading' video and complete the task.</i></p> <p><i>Upload a picture of your work to your teacher on Seesaw.</i></p>	<p>Reading Eggs</p> <p>Epic</p>
<p>Brain Break</p> <p>Hold a V-sit for 30 seconds.</p> <p>Spelling</p> <p>ABC: in your book practise writing your spelling words in alphabetical order.</p> <p><u>Extension:</u></p> <p>Add your extension words to the above alphabetical order list.</p>	<p><i>Upload a picture of your work to your teacher on Seesaw.</i></p>	
Break		
<p>Number talk</p> <p>Number of the day '27'. What do you know about the number 27? You can use sums, tally marks, pictures, tens frames etc to represent the number.</p> <p><u>Extension:</u></p> <p>Complete your own number talk on the number 246.</p> <p>You can use sums, tally marks, pictures, tens frames, place value: hundreds, tens and ones etc to represent the number.</p> <p>2D Shapes</p> <p>Watch the Seesaw video (or write the below sentences in your book) and then complete the sentences:</p> <ol style="list-style-type: none"> 1. A circle has ___ sides and ___ vertices. 2. A hexagon has ___ sides and ___ vertices. 3. A rhombus has ___ sides and ___ vertices. 4. A triangle has ___ sides and ___ vertices. 5. A square has ___ sides and ___ vertices. 6. A rectangle has ___ sides and ___ vertices. <p><u>Extension:</u></p> <p>Complete the attached shape colouring activity.</p>	<p><i>Log into Seesaw to complete this activity online. 'WEDNESDAY, Week 9 - Number Talk'</i></p> <p><i>Log into Seesaw to complete this activity online. 'WEDNESDAY, Week 9 - 2D shape'</i></p>	
Break		

Physical Education

Physical Activity

Bowl Catching

- For this activity you will need a plastic bowl or a small plastic bucket along with any type of throwing object (tennis ball, paired socks, scrunches paper, ball of wool etc).

If there is someone who can play with you, get them to throw and you will need to catch the ball/object in the bowl.

You need to remember to use soft hands and to bend your arms so that the ball doesn't bounce back out of the bowl.

If you are playing by yourself, throw the ball in the air or rebound the ball off a brick wall and then attempt to catch it in the bowl

Questions:

What happens if you don't bend your arms when catching?

Where did you need to look during that activity?

How is the bowl similar to using your hands for catching?

Before you start the activity, watch the demonstration.


Log into
Seesaw to see
the activity
instructions
'WEDNESDAY,
Week 9 -
Physical
Education'

Choose
an activity
from the
digital
resource
list.


2D Shape Colouring


Can you colour the shapes to complete the picture?


Key:

 = red

 = blue

 = yellow

 = green





Term 3 Week 9 Thursday 9th September 2021

Activities	Seesaw	Optional
<p>English</p> <p>Reading</p> <p>Pick a book to read to a parent/carer and ask them to record you. Make sure it is different from the books you read last week. Focus on your fluency (how the book sounds). Make sure you change your voice to suit the text. Listen/watch the recording to improve your fluency.</p> <p>Writing</p> <p>Draw a picture of a grandma. Write some different adjectives around the grandma to describe her. Example: loving or old. (An adjective is a word that describes another word (noun) for example; The hairy dog. The word 'hairy' is the adjective.)</p> <p>Draw a picture of a dress and write some different adjectives around the dress to describe it. Example: frilly or spotty.</p> <p>Take this simple sentence and make it more exciting by using some of the adjectives you have thought of.</p> <p>The _____ grandma wore a _____ dress. Example: The loving grandma wore a spotty dress.</p> <p><u>Extension:</u> Add a conjunction to your sentences (a conjunction is a word used to connect clauses or sentences or to coordinate words in the same clause (e.g. and, but, if, because, while, so etc). eg: The loving grandma wore a spotty dress while she went shopping.</p>	<p><i>Log into Seesaw to view the 'THURSDAY, Week 9 - Reading' video and complete the activity.</i></p> <p><i>Log into Seesaw to watch the instructional video and complete the task. 'THURSDAY, Week 9 - Writing'.</i></p>	<p>Reading Eggs</p> <p>Epic</p>
<p>Brain Break</p> <p>See how long you can hold your body in the plank position.</p> <p>Spelling</p> <p>Sentences: Write a sentence for each of your spelling words. Make sure you use capitals, fullstops and spaces between words.</p> <p><u>Extension:</u> Write a sentence for your extension words.</p>	<p><i>Upload a picture of your work to your teacher on Seesaw.</i></p>	
Break		
<p>Mathematics</p> <p>Number talk</p> <p>Number of the day '21'. What do you know about the number 21? You can use sums, tally marks, pictures, tens frames etc to represent the number.</p> <p><u>Extension:</u> Complete your own number talk on the number 200. You can use sums, tally marks, pictures, tens frames, place value: hundreds, tens and ones etc to represent the number.</p> <p>Subtraction</p> <p>Draw a Tens frame to complete the following subtraction sums.</p> <p>20 - 9 = 18 - 3 = 5 - 3 = 17 - 8 = 12 - 9 =</p>	<p><i>Log into Seesaw to complete this activity online. 'THURSDAY, Week 9 - Number Talk'</i></p> <p><i>Log into Seesaw to watch the video and complete this activity online. 'THURSDAY, Week 9 - Subtraction'</i></p>	

<u>Extension:</u>	<div>46 - 8 =</div> <div>57 - 12 =</div> <div>84 - 9 =</div> <div>43 - 15 =</div> <div>35 - 7 =</div>		
Break			
<p>Creative Arts</p> <p>Music - Dynamics (loud and soft sounds)</p> <p>We have been learning different musical terms, and DYNAMICS is one of those words. Some music can be very soft and relaxing, such as meditation music or a lullaby for a baby to sleep to; or very loud and exciting, such as a heavy rock band or a full orchestra playing a loud piece of music like the Finale of Tchaikovsky's 1812 Overture – it even has cannons exploding and church bells as a part of the music! If you would like to hear the cannons in the 1812 Overture, here is a very funny YouTube clip of Line Rider speeding along to the music</p> <p>https://www.youtube.com/watch?v=9StgmDIZIZ0</p> <ul style="list-style-type: none"> - Have a look around your house for items that can make sounds. They can be things that make sounds by themselves or if you hit, shake or scrape them. Remember to always ask first before using any object to make sounds just in case it is breakable. - Listen to the sound they make and put them into two categories, either loud or soft sounds. - Fill in the chart using pictures or words (or both). I have started the chart for you with two pictures. 			Choose an activity from the digital resource list.

DYNAMICS: SOUND SORTING

LOUD	SOFT
 <p data-bbox="432 490 580 524">motorbike</p>	 <p data-bbox="999 490 1163 524">cat purring</p>

Term 3 Week 9 Friday 10th September 2021

Activities	Seesaw	Optional
<p>Reading After watching the story video on Seesaw, convince a parent/carer whether the animal is a duck or a rabbit. Write down your arguments in your book.</p> <p>Writing Use the sentence starter to write a story. Make sure your story has a beginning, middle and end. <i>I couldn't believe my eyes when I saw...</i></p> <p><u>Extension:</u> When you are finished with your story, edit your writing. Make sure to use capital letters, full stops/question marks and fix the spelling mistakes.</p>	<p><i>Log into Seesaw to view the 'FRIDAY, Week 9 - Reading' video and complete the activity.</i></p> <p><i>Upload a picture of your writing to your teacher on Seesaw.</i></p>	<p>Reading Eggs</p> <p>Epic</p>
<p>Brain Break Play your favourite song and dance to it.</p> <p>Spelling Test time: Ask a parent or carer to test you on your spelling list.</p> <p><u>Extension:</u> Don't forget to test your extension words too.</p>	<p><i>Upload a picture of your work to your teacher on Seesaw.</i></p>	
Break		
<p>Mathematics Number talk Number of the day '31'. What do you know about the number 31? You can use sums, tally marks, pictures, tens frames etc to represent the number.</p> <p><u>Extension:</u> Complete your own number talk on the number 158. You can use sums, tally marks, pictures, tens frames, place value: hundreds, tens and ones etc to represent the number.</p> <p>2D Shapes Use the attached 'geo board' template to draw some 2-dimensional shapes</p> <p>Extension: Find 2-dimensional shapes in a magazine or newspaper and cut them out. Sort the shapes and create a collage using the labels 'circles', 'triangles', 'squares' and 'rectangles'.</p>	<p><i>Log into Seesaw to complete this activity online. 'FRIDAY, Week 9 - Number Talk'</i></p> <p><i>Log into Seesaw to watch the video and complete this activity online. 'FRIDAY, Week 9 - 2D Shapes'</i></p>	
Break		
<p>Personal Development & Health Grow Your Mind Bumblebee Breath Instructions: Sitting comfortably put your index fingers gently into your ears, then breathe in through your nose, pause and then breath out making a humming sound with your mouth. Repeat 5 times.</p>	<p><i>Log into Seesaw to complete this activity online. 'FRIDAY, Week 9- Personal Development &</i></p>	<p>Choose an activity from the digital resource list.</p>

‘How Others Feel’


Practice making facial expressions in the mirror to experience what others see. Expressions to be made sad, happy, proud, angry, excited and worried. Ask a parent/caregiver if they have any different emotions you can practice in the mirror.

Complete the Worksheet ‘How others feel’. Read the situation and write or draw a picture about how someone would feel when they see your facial expression.





Health

7.6

Geo Board - Making Shapes



Week 9 'How others feel'

The situation	Your facial expression	How would these people feel when they see your facial expression?
Scoring the winning goal.	 Excited	My team -
Getting an award at school.	 Proud	My teacher -
Hurting my knee badly in the playground.	 Sad	My friends -
I don't get to play with my toy.	 Angry	My mum or dad -



