

Muswellbrook South Public School

Year 2



At Home Learning Plan: Term 2 Week 3 and 4

If you wish to complete your activities online:

The Seesaw column will assist you to access teaching videos and activities online. Activities completed online can be viewed and marked by classroom teachers.

If you wish to complete your activities in your workbook:


You may use the instructions in the activities column to complete your work in your workbook.

If you would like some additional materials for home learning, please see the Department of Education's website dedicated to supporting parents and carers with learning from home.

<https://education.nsw.gov.au/teaching-and-learning/curriculum/learning-from-home/advice-to-parents-and-carers>

Term 2 Week 3 Monday 11 May 2020

[illegible]

	<p>in your family what you have planned and explain to them what your story is about.</p>  <p>(Worksheet for Activity)</p> <p>Fruit Break</p>		
10:25-11:45	<p>Brain Break Facetime, call or video chat with a friend or family member. If you are unable to use a phone, write them a letter instead.</p> <p>Spelling This week's spelling words are: attack, packet, chicken, freckle, crack, thick, yuck, come, because, they</p> <ol style="list-style-type: none"> 1. Write your spelling words out in your workbook 2. Cut out the letters for your spelling words from an old magazine or a catalogue. Glue the letters in order so they spell out each of your words. 	<p><i>Log into Seesaw to complete 'Spelling-Write and build (Monday, Week 3)'</i></p>	Reading Eggs
11:45-12:25	Lunch Break		
12:25-1:50	<p>Mathematics Number Work 2 cats and 3 dogs were at the park. 2 of them were brown, 1 was white and 2 were black. In your workbook draw 2 different colour combinations of the cats and dogs.</p> <p>Maths Task Place Value Mr Morris was in isolation playing solitaire. The cards flipped over showing the numbers: 2, 5, 4, 9, 4, 3 It's your job using these numbers, to make 6 two-digit and 4 three-digit numbers. (Try to make five odd numbers and five even numbers). Record these in your book. Identify if these numbers are odd or even. Using expanded notation to show how to break these numbers up into hundreds, ten, and ones. Eg: 234 = 200 + 30 + 4 Order your numbers in ascending order (smallest to biggest)</p>	<p>Log into Seesaw to complete daily Maths task</p>	Mathletics StudyLadder

1:50-2:25	Break		
2:25-3:25	Science Write and draw five activities that can be: <ul style="list-style-type: none"> • Done during the day • Done at night • Could be both 	Log into Seesaw to view the 'Science - Monday (Week 3) video.	Choose an activity from the digital resource list.

Term 2 Week 3 Tuesday 12 May 2020

	Activities	Seesaw	Optional
9-25-10-25	English Reading After watching the story 'The day the crayons quit' on seesaw, finish these sentences in your workbook: Dear _____ crayon, Please don't quit! I need you when I draw _____. Writing - Orientation In your workbook you are going to begin writing your perfect Pet story. Today you will write your orientation using the plan that you drew yesterday. An orientation is at the beginning of a story. It is here you introduce your characters, describe what the story is about, and where the story setting takes place. <i>For your orientation you will write a sentence or two for:</i> 1. Introducing your perfect pet (describing what they look and act like) 2. Describing where your pet lives in your home 3. Telling your reader why you think your animal is the perfect pet <i>Remember to use</i> - Capital letters at the start of a sentence - A full stop at the end of a sentence - Descriptive words - A range of connectives e.g. and, but, so, because, then, also Using the Seesaw application, watch Miss Flannery write her orientation before you begin writing your story as this will help you with some ideas. Fruit Break	Log into Seesaw to view the 'Reading-Tuesday, Week 3' video and complete the activity. Log into Seesaw to view the 'Writing - Tuesday (Week 3) video.	
10:25-11:45	Brain Break Do 10 high knee lifts, 10 star jumps and 10 push ups. Repeat twice.		Reading Eggs

	Spelling On a blank page in your workbook, using your spelling list, to complete a ' Look, Say, Cover, Write and Check ' activity. Instructions: - Divide your page into four columns and carefully copy your list into the first column. - Look at your first spelling word - Say the word out loud - Cover it over with a piece of paper or your hand - Write the spelling word again in the next column - Check the spelling word to see if you have got it right. - Repeat this process for each of your spelling words	Log into Seesaw to complete 'Spelling-LSCWC (Tuesday, Week 3)'	
11:45-12:25	Lunch Break		
12:25-1:50	Mathematics Number Work In your workbook write 8 numbers that have 3 in the tens place. You must include 4 three-digit numbers. Maths Task Addition and Subtraction Draw and show at least 3 ways to solve: $31 + 12 =$ $16 + 14 + 6 =$ $53 - 28 =$ $28 + \underline{\quad} = 53$ $25 + \underline{\quad} = 51$ Remember strategies learnt in class. The links below will take you to teaching videos. - Drawings: https://drive.google.com/file/d/1yRpes5qEmXQFXGx7NEf-mOaY3aitbupl/view?usp=sharing - Bridging to ten: https://drive.google.com/file/d/1Ku_cGQYhSxIS90BvCDP6TvzCoFvKHnh2/view?usp=sharing - Jump Strategy (Number Line): https://drive.google.com/file/d/12yk5YXWUwaPQnDEN5ZMLuLrClTGyLBll/view?usp=sharing - Split Strategy: https://drive.google.com/file/d/1Yf62aC8tn43HYvCMsFhwNUWQ2NKrtJCH/view?usp=sharing - Counting on: https://drive.google.com/file/d/1wS6kjtYP-P2gR-bb1bXBJC8PiqyFM	Log into Seesaw to complete daily Maths task	Mathletics StudyLadder

	snA/view?usp=sharing - Skip counting - Inverse operations Which strategy did you find most effective and why? Explain your answer to a parent, carer or sibling		
1:50-2:25	Break		
2:25-3:25	Geography If we record information about the weather, we can use it to predict (guess) what the weather might be in the future. This is called a weather forecast. The weather forecast often uses pictures instead of words. Draw and label a picture for each word below. <ul style="list-style-type: none"> • Cloudy • Lightning • Windy • Snow • Sunny • Rainy • hail 	Log into Seesaw to view the 'Geography - Tuesday (Week 3) video.'	Choose an activity from the digital resource list.

Term 2 Week 3 Wednesday 13 May 2020

Activities		Seesaw	Optional
9-25-10-25	English Reading After watching the video story 'Lacey Walker nonstop talker' on seesaw, write down three ways you are similar to Lacey Walker. Writing - Complication In your workbook you are going to continue writing your perfect Pet story from where you left off yesterday. On Tuesday you wrote your orientation, today you will write your complication for your story. A complication is when a problem disrupts the normal life of the characters and from this interesting things happen in the story to entertain the reader. You need to think of a problem that there could be for having the pet you have chosen to live in your house e.g. if your pet is a lion he could rip apart all the furniture when he is left alone or if your pet is a shark he could flood the house to stay cool on warmer days. For your complication you will write a sentence or two for: 1. The problem your chosen pet causes in your house 2. What your pet is doing that would get on the nerves of your family	Log into Seesaw to view the 'Reading-Wednesday , Week 3' video and complete the activity. Log into Seesaw to view the 'Writing - Wednesday (Week 3) video.'	

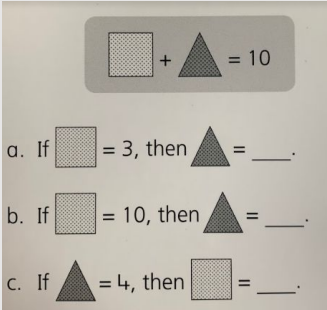
	<p>Remember to use</p> <ul style="list-style-type: none"> - Capital letters at the start of a sentence - A full stop at the end of a sentence - Descriptive words - A range of connectives e.g. and, but, so, because, then, also <p>Using the Seesaw application, watch Miss Flannery write her complication before you continue writing your story as this will help you with some ideas.</p> <p>Fruit break</p>		
10:25-11:45	<p>Brain Break Play some naughts and crosses with a family member.</p> <p>Spelling Rainbow words: Write out your spelling words in rainbow, using a different colour for each letter <i>Extension: See if you can use the same colour for all of the vowels in your spelling words.</i></p>	Log into Seesaw to complete 'Spelling-Rainbow words (Wednesday Week 3)'	Reading Eggs
11:45-12:25	Lunch Break		
12:25-1:50	<p>Mathematics Number Work Mr Kite keeps chocolates in a bowl for his teachers. Today, he has 40 chocolates in his bowl. How could you arrange the chocolates to make them easier to count? In your workbook draw a picture of how you have arranged the chocolates.</p> <p>Maths Task Addition and Subtraction - Word Problems Answer and show your working to the following Maths word problems.</p> <ol style="list-style-type: none"> 1. If there are 63 students in Year 1 and 59 students in Year 2, how many students are there altogether? 2. Zoe is reading a 98 page book She has read 63 pages so far, how many pages does she need to read to complete the book? 3. Miss Flannery likes music from 2020 but Mr Morris does not. He prefers music from 1984. What if the difference in years between Mr M's and Miss F's musical taste? 	Log into Seesaw to complete daily Maths task	Mathletics StudyLadder
1:50-2:25	Break		
2:25-3:25	<p>Physical Activity Underarm Throw You will need as many of the following items as you can find for</p>	Log into Seesaw to view the	Choose an activity from the digital

	with some ideas. Fruit break		
10:25-11:45	Brain Break Turn on some music and play a game of musical freeze. Spelling Sentences: Put each of your spelling words into a sentence, don't forget to use capital letters and full stops. <i>Extension: See how many spelling words you can write in one sentence.</i>	Log into Seesaw to complete 'Spelling-Sentences (Thursday Week 3)'	Reading Eggs
11:45-12:25	Lunch Break		
12:25-1:50	Mathematics Number Work Miss Flannery is buying food for her birthday party. A tray of sandwiches serves 9 people. How many trays should Miss Flannery buy for 27 people? In your workbook draw your answer. Maths Task 2D Space a. If you draw 6 shapes in your book that have a total of 25 sides what shapes could you draw? Show in your book. Label the shapes you have drawn. You could use the following shapes: <ul style="list-style-type: none"> - Triangle - Square - Rectangle - Pentagon - Hexagon - Octagon b. You now only have 4 shapes but still need to show 25 sides. What did you need to change? Discuss your answer with a parent or sibling.	Log into Seesaw to complete daily Maths task	Mathletics StudyLadder
1:50-2:25	Break		
2:25-3:25	Creative Arts <u>Nature Collage</u> <u>Materials:</u> <ul style="list-style-type: none"> - Found natural objects (leaves, sticks, flowers, sand, dirt, bark, 	Video instructions for this activity can	Choose an activity from the digital resource list.

	<p>etc)</p> <ul style="list-style-type: none"> - A piece of paper or cardboard (the cardboard from a cereal package would be ideal!) - Glue <p>Have a look around your front and backyard. Collect interesting objects that you can use to glue onto the paper or cardboard to create a picture. Your picture can be a picture of something real (a house, a person, an animal, a natural scene) or it could be an abstract picture (something that is not meant to represent a 'real' thing but is something from your amazing imagination!) Remember to always ask before taking anything from your garden or someone else's garden.</p> <p>If you don't have any paper, you can arrange your objects into a picture and take a photo of it.</p>	be found on Seesaw.	
--	--	----------------------------	--


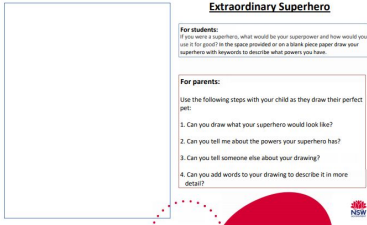
Term 2 Week 3 Friday 15 May 2020

	Activities	Seesaw	Optional
9-25-10-25	<p>English Reading</p> <p>After watching the story 'Do not lick this book' on seesaw, draw three things you saw in the book. <i>Extension: Draw those things really close up (a magnified version) as seen in the book.</i></p> <p>Writing - Revising/Editing</p> <p>You are going to proofread and edit your story that you have written over the past week. Follow the steps below in order:</p> <p>Steps</p> <ol style="list-style-type: none"> 1. Read your story aloud to a family member. This will help you see if it sounds correct when spoken. 2. Using a different coloured pencil, check that you have used <i>capital letters</i> at the start of a sentence and a <i>full stop</i> at the end of a sentence. 3. Using another coloured pencil, with a family member, work through your writing to correct any simple spelling mistakes. You should only be correcting sight words as these are the words we should already know. e.g. and, the, to, was, he, she, in, is, at, then, went, be, as, are, all <p>You can also draw a picture to match the story you have written.</p> <p>Fruit break</p>	<p>Log into Seesaw to view the 'Reading-Friday, Week 3' video and complete the activity.</p> <p>Log into Seesaw to view the 'Writing - Friday (Week 3) video.</p>	
10:25-	Brain Break	Log into	Reading

11:45	<p>With a parent/carer or sibling play 'Paper, Scissors, Rock'.</p> <p>Spelling Final Test: Ask your parents/carer to test you on your spelling list. Write your words in your workbook. Check to see which ones you got correct and practise writing out any words that were incorrect.</p>	Seesaw to complete 'Spelling-Final test (Friday Week 3)'	Eggs
11:45-12:25	Lunch Break		
12:25-1:50	<p>Mathematics Number Work Below is a picture of a maths problem that you need to solve. When the triangle and square are added together they make 10. In your work book solve the three questions.</p>  <p>Maths Task Problem Solving Andrew decorated 20 biscuits to take to a party. He lined them up and put icing on every second biscuit. Then he put a cherry on every third biscuit. Then he put a chocolate button on every fourth biscuit. So there was nothing on the first biscuit. How many other biscuits had no decoration? Did any biscuits get all three decorations? Show your results in your book or Seesaw using drawings.</p>	Log into Seesaw to complete daily Maths task	Mathletics StudyLadder
1:50-2:25	Break		
2:25-3:25	<p>Catch-up Finish tasks from Monday-Thursday and/or</p> <p>Personal Development and Health Ask a parent or carer to read out the following scenario: Kristin had a bad day. Her friends said, 'We don't like you. Your hair looks funny. You can't play with us'. Discuss what feelings Kristin might have had when her friends told her</p>		Choose an activity from the digital resource list.

	<p>she could not play with them? Write these emotions in your book.</p> <p>What could other children nearby do to help Kristin? Draw a picture of this in your book. Write down what feelings might Kristin have when these children are friendly to her.</p>		
--	---	--	--

Term 2 Week 4 Monday 18 May 2020

Activities	Seesaw	Optional
<p>9-25-10-25</p> <p>English Reading</p> <p>After watching the story 'Big Al' on seesaw, answer the following questions in your workbook:</p> <ol style="list-style-type: none"> 1. What was the problem in the story? 2. How was the problem solved? <p>Writing - Planning</p>  <p>If you were a superhero, what would be your superpower and how would you use it for good?</p> <p>Today you are going to plan your writing using detailed pictures and descriptive keywords. Using the worksheet provided, draw what your superhero would look like and what special powers they would use for keeping their community safe. Remember to show someone in your family what you have planned and explain to them what your story is about. Keep this drawing in a safe spot because you will need it for writing tomorrow.</p> <p>Watch the Video of Miss Flannery planning her superhero writing to give you some helpful tips and ideas on Seesaw.</p> <p><small>Draw, talk, share, write task: student and parent instructions</small></p>  <p>(Worksheet to complete Activity)</p>	<p>Log into Seesaw to view the 'Reading-Monday, Week 4' video and complete the activity.</p> <p>Log into Seesaw to view the 'Writing - Monday (Week 4) video.</p>	

	Fruit break		
10:25-11:45	Brain Break With a parent/carer or sibling play a quick game of 'Thumb Wars' or 'Noughts and Crosses'. Spelling This week's spelling words are: queen, quiz, quail, quick, squid, quiet, squish, could, there, going 1. Write your spelling words in your work book. 2. Cut out the letters for your spelling words from an old magazine or a catalogue. Glue the letters in order so they spell out each of your words.	Log into Seesaw to complete 'Spelling-Write and build (Monday, Week 4)'	Reading Eggs
11:45-12:25	Lunch Break		
12:25-1:50	Mathematics Number Work Please complete the 'Monday' column of your maths mental sheet. (This is in your resource pack). Use your knowledge of mental strategies to complete the 10 questions. Maths Task Place Value - Money PJ has \$2.45 in his pocket. He has a combination of coins. What coins might PJ have in his pocket? List some possibilities. Choose at least three of these possibilities to draw in your book or on Seesaw.	Log into Seesaw to complete daily Maths task	Mathletics StudyLadder Optional Pages 2 and 3 on Seesaw
1:50-2:25	Break		
2:25-3:25	Science Go outside and draw a picture of your yard (landscape). Be sure to label your picture with the constructed, natural and managed features you can see.	Log into Seesaw to view the 'Science - Monday (Week 4) video.'	Choose an activity from the digital resource list.

Term 2 Week 4 Tuesday 19 May 2020

Activities		Seesaw	Optional
9-25-10-25	English Reading After watching the story 'Elmer' on seesaw, answer the following	Log into Seesaw to view the	

	<p>questions in your workbook:</p> <ol style="list-style-type: none"> 1. Have you ever wished you were like someone else? 2. Who did you want to be like? Why? <p>Writing - Orientation</p> <p>In your workbook you are going to begin writing your Superhero story. Today you will write your orientation using the plan that you drew yesterday. An orientation is at the beginning of a story. It is here you introduce your characters, describe what the story is about, and where the story setting takes place.</p> <p><i>For your orientation you will write a sentence or two for:</i></p> <ol style="list-style-type: none"> 1. Introducing your superhero with a detailed description of what they look like 2. What their super power is and how they use it 3. Why they like using their power for good <p><i>Remember to use</i></p> <ul style="list-style-type: none"> - Capital letters at the start of a sentence - A full stop at the end of a sentence - Descriptive words - A range of connectives e.g. and, but, so, because, then, also <p>Using the Seesaw application, watch Miss Flannery write her orientation before you begin writing your story as this will help you with some ideas.</p> <p>Fruit break</p>	<p><i>'Reading-Tuesday, Week 4' video and complete the activity.</i></p> <p><i>Log into Seesaw to view the 'Writing - Tuesday (Week 4)' video.</i></p>	
10:25-11:45	<p>Brain Break</p> <p>Complete 10 minutes of mindfulness, put on some calming music and relax by focusing on your breathing</p> <p>Spelling</p> <p>On a blank page in your workbook, using your spelling list, to complete a 'Look, Say, Cover, Write and Check' activity.</p> <p>Instructions:</p> <ul style="list-style-type: none"> - Divide your page into four columns and carefully copy your list into the first column. - Look at your first spelling word - Say the word out loud - Cover it over with a piece of paper or your hand - Write the spelling word again in the next column - Check the spelling word to see if you have got it right. - Repeat this process for each of your spelling words 	<p><i>Log into Seesaw to complete 'Spelling-LSCWC (Tuesday, Week 4)'</i></p>	Reading Eggs
11:45-12:25	Lunch Break		
12:25-1:50	Mathematics		Mathletics StudyLadder

	<p>Number Work Please complete the 'Tuesday' column of your maths mental sheet. (This is in your resource pack). Use your knowledge of mental strategies to complete the 10 questions.</p> <p>Maths Task Addition and Subtraction Draw and show at least 3 ways to solve: $5 + 9 + 7 + 1 + 3 =$ $12 + 20 + 8 =$ $67 + 22 =$ $45 + \underline{\quad} = 78$ $78 - \underline{\quad} = 45$</p> <p>Remember strategies learnt in class. The links below will take you to teaching videos.</p> <ul style="list-style-type: none"> - Drawings: https://drive.google.com/file/d/1yRpes5qEmXQFXGx7NEf-mOaY3aitbupl/view?usp=sharing - Bridging to ten: https://drive.google.com/file/d/1Ku_cGQYhSxIS90BvCDP6TvzCoFvKHnh2/view?usp=sharing - Jump Strategy (Number Line): https://drive.google.com/file/d/12yk5YXWUwaPQnDEN5ZMLuLrCITGyLBII/view?usp=sharing - Split Strategy: https://drive.google.com/file/d/1Yf62aC8tn43HYvCMsFhwNUWQ2NKrtJCH/view?usp=sharing - Counting on: https://drive.google.com/file/d/1wS6kjtYP-P2gR-bb1bXBJC8PiqyfMsnA/view?usp=sharing - Skip counting - Inverse operations <p>Which strategy did you find most effective and why? Explain your answer to a parent, carer or sibling</p>	<p>Log into Seesaw to complete daily Maths task</p>	
1:50-2:25	Break		
2:25-3:25	<p>Geography Imagine you are going on holidays to a place with warm weather. What things would you need to pack in your suitcase? Draw and label the items that you would pack.</p>	<p>Log into Seesaw to view the 'Geography - Tuesday (Week 4)'</p>	<p>Choose an activity from the digital resource list.</p>

		<i>video.</i>	
--	--	---------------	--

Term 2 Week 4 Wednesday 20 May 2020

	Activities	Seesaw	Optional
9-25-10-25	<p>English Reading</p> <p>After watching the story 'The bad seed' on seesaw, finish the following sentences in your workbook.</p> <ol style="list-style-type: none"> 1. I am a good seed when I... 2. I am a bad seed when I... <p>Writing - Complication</p> <p>In your workbook you are going to continue writing your Superhero story from where you left off yesterday. On Tuesday you wrote your orientation, today you will write your complication for your story. A complication is when a problem disrupts the normal life of the characters and from this interesting things happen in the story to entertain the reader.</p> <p>You need to think of a problem that your superhero might face and how they will try and fix the problem e.g. a bad person is trying to steal all the books at school or someone has stolen the lizard slide at the local park.</p> <p>For your complication you will write a sentence or two for:</p> <ol style="list-style-type: none"> 1. The problem your superhero has come across 2. What your superhero can do with their powers to fix the problem <p>Remember to use</p> <ul style="list-style-type: none"> - Capital letters at the start of a sentence - A full stop at the end of a sentence - Descriptive words - A range of connectives e.g. and, but, so, because, then, also <p>Using the Seesaw application, watch Miss Flannery write her complication before you continue writing your story as this will help you with some ideas.</p> <p>Fruit break</p>	<p><i>Log into Seesaw to view the 'Reading-Wednesday, Week 4' video and complete the activity.</i></p> <p><i>Log into Seesaw to view the 'Writing - Wednesday (Week 4) video.</i></p>	
10:25-11:45	<p>Brain Break</p> <p>5x burpees; 10x star jumps; Run on the spot for 20 seconds. Repeat twice.</p>	<p><i>Log into Seesaw to</i></p>	Reading Eggs

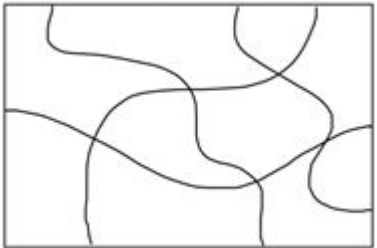
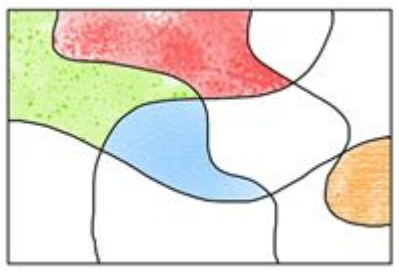
	Spelling Rainbow words: Write out your spelling words in rainbow, using a different colour for each letter. <i>Extension: See if you can use the same colour for all of the consonants in your spelling words.</i>	complete 'Spelling-Rainbow words (Wednesday Week 4)'	
11:45-12:25	Lunch Break		
12:25-1:50	Mathematics Number Work Please complete the 'Wednesday' column of your maths mental sheet. (This is in your resource pack). Use your knowledge of mental strategies to complete the 10 questions. Maths Task Place Value Choose four different digits between 1 and 9. How many possible 2 digit numbers can you make using these digits? Write your numbers in ascending and descending order. Add the two largest numbers together using any strategy. What is the difference between the largest and smallest numbers? Write a word problem involving some of your numbers.	Log into Seesaw to complete daily Maths task	Mathletics StudyLadder
1:50-2:25	Break		
2:25-3:25	Physical Activity Throwing and Catching to Self You will need as many of the following items as you can find: - tennis ball - bean bag - pairs of socks - crumpled paper - balloons Toss the object a little above your head and catch it – repeat 5 times in a row. After you catch the object 5 times in a row, try it with a different type of ball or object Variations: - Toss the ball up and clap 1,2,3 or more times – what is your best score? - Toss the ball up and turn around and catch - Toss the ball up, touch the ground with one hand, stand up and catch - Try with your right hand, left hand, both hands	Log into Seesaw to view the Physical Activity video (Wednesday Week 4)'	Choose an activity from the digital resource list.

	- What other tricks can you come up with for catching – can you teach someone else in your home		
--	---	--	--

Term 2 Week 4 Thursday 21 May 2020

	Activities	Seesaw	Optional
9-25-10-25	<p>English Reading On Seesaw look at the 'I Spy' pages and see if you can find the different objects. In your workbook you can create your own 'I Spy' drawing and give it to a parent or carer to find some of the objects you have drawn.</p> <p>Writing - Resolution In your workbook you are going to continue writing your Superhero story from where you left off yesterday. On Wednesday you wrote your complication, today you will write your resolution for your story. A resolution is where the problem or complication is fixed and the ending of the story is written. You need to write how you're going to fix the problem in your story that your superhero has come across.</p> <p>For your resolution you will write a sentence or two for: 1. Write how your superhero used their powers to stop the problem 2. How did everyone thank your superhero for saving them? Remember to use - Capital letters at the start of a sentence - A full stop at the end of a sentence - Descriptive words - A range of connectives e.g. and, but, so, because, then, also</p> <p>Using the Seesaw application, watch Miss Flannery write her resolution before you continue writing your story as this will help you with some ideas.</p> <p>Fruit break</p>	<p><i>Log into Seesaw to view the 'Reading-Thursday, Week 4' video and complete the activity.</i></p> <p><i>Log into Seesaw to view the 'Writing - Thursday (Week 4) video.</i></p>	
10:25-11:45	<p>Brain Break Put on your favourite song and dance your heart out.</p> <p>Spelling Sentences: Put each of your spelling words into a sentence, don't forget to use capital letters and full stops.</p>	<p><i>Log into Seesaw to complete 'Spelling-</i></p>	Reading Eggs

	<i>Extension: See how many spelling words you can write in one sentence.</i>	Sentences (Thursday Week 4)'	
11:45- 12:25	Lunch Break		
12:25- 1:50	<p>Mathematics Number Work Please complete the 'Thursday' column of your maths mental sheet. (This is in your resource pack). Use your knowledge of mental strategies to complete the 10 questions.</p> <p>Maths Task Fractions and Symmetry Chloe was tracing over the letters of the alphabet in her workbook.</p> <p>"This letter is symmetrical (cut in half, looking the same)!" she called out suddenly. "You can draw a line down the middle and it looks exactly the same on both sides!"</p> <p>Which letter of the alphabet could Chloe have been tracing at that moment?</p> <p>Draw all possibilities and show the line of symmetry. M = symmetrical P = not symmetrical</p> <p>Draw a range of 2 shapes in your book. Are they symmetrical? Explain why or why not.</p> <p>For assistance click the link to the video: https://www.youtube.com/watch?v=ldOZ0o_5q60</p>	Log into Seesaw to complete daily Maths task	Mathletics StudyLadder
1:50-2: 25	Break		
2:25- 3:25	<p>Creative Arts Texture Art <u>Materials:</u></p> <ul style="list-style-type: none"> - Crayons or coloured pencils - Plain paper - Surfaces with interesting textures (cement, bricks, sandpaper, wood, leaves, corrugated cardboard...anything really!) <p><u>Instructions</u></p> <ul style="list-style-type: none"> · Begin by drawing a few overlapping, wavy lines on your page (not too many, only about 5 or so because you want spaces that are large enough to colour with texture) 	Video instructions for this activity can be found on Seesaw.	Choose an activity from the digital resource list.

	 <ul style="list-style-type: none"> • Your page will look something like this! • Now, place your page on an interestingly textured surface and colour in a section using crayon or coloured pencil. You will see the texture come through and make a textured pattern on the section you are colouring. • Find a different textured surface and use a different colour to fill in another section. Repeat this until you have filled in the whole page.  <ul style="list-style-type: none"> • Your picture will start to look a bit like this. • Make the lines really dark by tracing over them with a black Texta or marker if you have one. You could also trace over the lines using a black crayon or pencil. 		
--	--	--	--

Term 2 Week 4 Friday 22 May 2020

Activities	Seesaw	Optional
9-25-10-25	<p>English Reading After watching the story 'Two left feet' on seesaw, draw a picture of your favourite part of the story in your workbook and write a sentence explaining why that was your favourite part.</p> <p>Writing - Revising/Editing You are going to proofread and edit your story that you have written over the past week. Follow the steps below in order:</p> <p>Steps</p> <ol style="list-style-type: none"> 4. Read your story aloud to a family member. This will help you see if it sounds correct when spoken. 5. Using a different coloured pencil, check that you have used <i>capital letters</i> at the start of a sentence and a <i>full stop</i> at the 	<p>Log into Seesaw to view the 'Reading-Friday, Week 4' video and complete the activity.</p> <p>Log into Seesaw to view the</p>

	<p>end of a sentence.</p> <p>Using another coloured pencil, with a family member, work through your writing to correct any simple spelling mistakes. You should only be correcting sight words as these are the words we should already know. e.g. and, the, to, was, he, she, in, is, at, then, went, be, as, are, all</p> <p>You can also draw a picture to match the story you have written.</p> <p>Fruit break</p>	'Writing - Friday (Week 4) video.'	
10:25-11:45	<p>Brain Break Go outside and look up to the sky. Count how many animals you can find.</p> <p>Spelling Final Test: Ask your parents or carer to test you on your spelling list. Write your words in your workbook. Check to see which ones you got correct and practise writing out any words that were incorrect.</p>	Log into Seesaw to complete 'Spelling-Final test (Friday Week 4)'	Reading Eggs
11:45-12:25	Lunch Break		
12:25-1:50	<p>Mathematics Number Work Please complete the 'Friday' column of your maths mental sheet. (This is in your resource pack). Use your knowledge of mental strategies to complete the 10 questions.</p> <p>Maths Task Problem Solving Larry was doing his homework. His brother was helping him. Larry said, "If you add an odd number to an even number, the answer is always odd." "How do you know that?" asked his brother. "Because $3 + 6 = 9$. The number 3 is odd. 6 is even. 9 is odd. That means it always works." Is Larry right? Is this statement always true? Why or why not? What happens when you add two even numbers together? What happens when you add two odd numbers together? Show sums to prove your answer.</p>		Mathletics StudyLadder
1:50-2:25	Break		

2:25-3:25	<p>Catch-up Finish tasks from Monday-Thursday</p> <p>and/or</p> <p>Personal Development and Health Close your eyes and remember a time when you were friendly to another child or to someone in your family. (If you can't remember one, use your imagination to think of one that you can do very soon). Open your eyes and share your memory with a parent/carer. Draw a picture and write a sentence about your memory in your book.</p>		Choose an activity from the digital resource list.
------------------	---	--	--

Digital Resource List		
https://www.storylineonline.net/	https://www.getepic.com/	https://www.mathletics.com/au/
https://www.phonicshero.com/	https://www.abcya.com/	https://www.youtube.com/user/JackHartmann
https://www.mathplayground.com/	https://au.ixl.com/	https://www.freechildrenstories.com/
https://new.phonicsplay.co.uk/resources	https://www.youtube.com/user/CosmicKidsYoga	https://readingeggs.com.au/

Draw, talk, share, write task: student and parent instructions

The Perfect Pet

For students:

In the space provided or on a blank piece of paper draw your perfect pet. If you can please add key words to describe your pet.

For parents:

Use the following steps with your child as they draw their perfect pet:

1. Can you draw what your perfect pet would be?
2. Can you tell me about the pet you have drawn?
3. Can you tell someone else about your drawing?
4. Can you add words to your drawing to describe it in more detail?

Wanted: The Perfect Pet Planning

Orientation

Complication

Resolution

Monday

1. $6 - 4 =$ _____

2. $7 + 16 =$ _____

3. $14 + 15 =$ _____

4. Write the smallest number you can using: 9, 5, 3.


5. Complete this counting pattern:

19, 29, 39, 49, _____, _____, _____

6. I have 5 balloons. Grace has some balloons too. Together we have 13 balloons. How many balloons does Grace have? _____

7. What is the sum of 11 and 9? _____

8. Colour in a quarter of this shape:



9. How many minutes in an hour? _____

10. What is the name of this shape?



Tuesday

1. $2 - 1 =$ _____

2. $17 + 12 =$ _____

3. $2 - 1 =$ _____

4. Write 120 in words: _____

5. Complete this counting pattern:

9, 19, 29, 39, _____, _____, _____

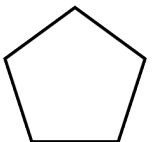
6. 7 minus 3 equals: _____

7. Andrew has 8 dolls. Noah has 27 dolls. How many more dolls does Noah have? _____

8. $5 \text{ cents} + \$1.00 =$ _____

9. How many seconds in a minute? _____

10. What is the name of this shape?



Wednesday

1. $19 + 16 =$ _____

2. $6 - 3 =$ _____

3. $3 + 19 =$ _____

4. 634 = _____ hundreds, _____ tens, _____ ones.

5. Complete this counting pattern:

2, 4, 6, 8, _____, _____, _____

6. What is the sum of 16 and 12? _____

7. I bought 3 balls and was given 13 more balls. How many balls do I now have? _____

8. $5 \text{ cents} + 20 \text{ cents} =$ _____

9. How many minutes in an hour? _____

10. How many sides does a oval have?

Thursday

1. $3 + 16 =$ _____

2. $9 - 1 =$ _____

3. $6 - 5 =$ _____

4. Write the largest number you can using: 9, 9, 2.

5. Complete this counting pattern:

12, 22, 32, 42, _____, _____, _____

6. What is the difference between 12 and 12? _____

7. Camden had 13 kites and was given 1 more kite. How many kites does Camden now have? _____

8. $\$2.00 + 5 \text{ cents} =$ _____

9. What digital time does the clock show? _____



10. How many corners does a square have?



Friday

1. $8 - 8 =$ _____

2. $5 + 7 =$ _____

3. $10 + 8 =$ _____

4. Write the smallest number you can using: 9, 8, 7.

5. Complete this counting pattern:

3, 5, 7, 9, _____, _____, _____

6. What is the sum of 8 and 17? _____

7. Lauren has 8 pears. If Lauren buys 4 more pears, how many pears does she have altogether? _____

8. $\$2.00 + 10 \text{ cents} =$ _____

9. What digital time does the clock show? _____



10. What is the name of this shape?





Draw, talk, share, write task: student and parent instructions

Extraordinary Superhero

For students:

If you were a superhero, what would be your superpower and how would you use it for good? In the space provided or on a blank piece paper draw your superhero with keywords to describe what powers you have.

For parents:

Use the following steps with your child as they draw their perfect pet:

1. Can you draw what your superhero would look like?
2. Can you tell me about the powers your superhero has?
3. Can you tell someone else about your drawing?
4. Can you add words to your drawing to describe it in more detail?