

Muswellbrook South Public School

Year

4



At Home Learning Plan: Term 3 Week 8 and 9 Year 4

You will not need access to a digital device to complete the following activities. You will need help from a parent/carer and possibly resources from your teacher. All activities are to be completed in the exercise book provided.

Some families are finding that there is too much work for students to get through, while others are looking for additional learning activities for their children. Both of these situations are addressed below.

If there is too much work for your needs, just complete whatever activities you can. The activities on the timetable are a guide to help assist with learning from home. The English and Maths activities are the most important. However, it is OK if they don't all get completed every day. The added optional technology activities were included to give the students some added variety in their learning. If you don't have access to the internet to do this, that is OK they are optional only.

If you would like some additional materials for home learning, please see the Department of Education's website dedicated to supporting parents and carers with learning from home. <https://education.nsw.gov.au/teaching-and-learning/curriculum/learning-from-home/advice-to-parents-and-carers>


Parents, this is a guide only. Remember to break the day up with breaks to allow your child to get outside and get active. Children need at least 60 minutes of physical activity daily. Get them to use their imaginations to play and build and get crafty. Get your student to complete as much of the work as they can and remember to “try your best but do not stress”.

Term 3 Week 8 Monday 30 August 2021

Time	Activities	Optional
Morning	<p>Daily Wellbeing Activity Sit quietly with your eyes closed. Listen carefully, what do you hear?</p> <p>English <u>Writing-</u> This fortnight we are learning to write interviews. An interview is a question and answer session with someone. Read the interview text <i>Being a Grandma Doesn't Mean You're Old</i> at the end of this booklet then answer these questions.</p> <ol style="list-style-type: none"> 1. Why do you think Reece interviewed his grandmother? 2. Did you learn anything about older people from reading the interview? 3. Highlight these parts of the interview text: <ul style="list-style-type: none"> • Title • Introduction (gives information on the person being interviewed) • Question and Answer section • Conclusion (is very short and is usually just a thank you) <p>Brain break: <i>Go Noodle/Just Dance on YouTube</i> Fruit break</p>	<p>Daily Kindness Challenge Clean something in the house to help the adults</p>
Morning	<p><u>Reading-</u> Read a text of your choice. Answer the following questions in your workbook:</p> <ul style="list-style-type: none"> ▪ Who is the main character in your book? Write a list of ways to pick a main character. For example, solves the problem. ▪ Choose a character from the book. Write a paragraph to describe your character. ▪ What do you think about this character? Is the character happy, sad or mean? What details in the book tell you this about the character? <p><u>Spelling-</u> Year 4 Focus: Words ending in the consonant suffix -ness Complete LSCWC spelling activity for Monday. See attached Week 8 LSCWC sheet. Smart Spelling grid.</p>	<p>Optional Technology Activity: ABCYA https://www.abcya.com/</p>
Lunch Break		
Middle	<p><u>Mathematics</u></p> <p><u>Warm Up-</u> Why is learning to count money important in the real world? Can you give examples when you would use money?</p> <p><u>Learning Intention:</u> Make equivalent amounts of money using different coin combinations</p> <p>What coin or note combinations can you use to the following money amounts? Example: 50c 20c+ 20c + 10c 10c+ 10c+ 10c+ 10c+ 10c</p> <p>1. 70c 2. 90c 3. \$2.00 4. \$5.00 5. \$8.20 6. \$20.00</p>	<p>Optional Technology Activity:</p> <p>Mathletics/ Maths prodigy</p> <p>Practise Times tables</p>


Australian Money Challenge Cards

18. In the pirate chest, there is \$12.50. what coins and notes could be in the pirate chest to make the \$12.50? Show your working:



Australian Money Challenge Cards

17. In the pirate chest, there is \$3.40. What coins could be in the pirate chest to make \$3.40? Show your working:



Break

Afternoon

Science and Technology

In Term 1 we learnt about the sun and the moon.

With another person in your house discuss these questions:

The Earth and sun are part of the solar system, the Earth at its centre.	True or False
We can't feel Earth turning because it is moving so slowly.	True or False
The Earth stays still on its axis, giving us night and day.	True or False
The sun goes behind a hill at night.	True or False

Design your own planet in the solar system. Think about:

Name, Colour, Size, Shape,

Does it have any moons?

Who lives on the planet?

Optional Technology Activity:
Science Kids Website

<https://www.sciencekids.co.nz/>

Time	Activities	Optional
Morning	<p>Daily Wellbeing Activity Put on some music and draw while listening. What sort of things do you draw with different types of music?</p> <p>English <u>Writing-</u> An interview is a question and answer session with someone. You can interview ordinary people (such as someone whose house was burgled) or famous people (such as a football player or singer). If you could interview anyone in the world, who would it be? Why? Write a paragraph explaining the reasons you chose this person and list three questions you would ask them.</p> <p>Brain break: 5x star jumps; 10x squats; Run on the spot for 20 seconds. Repeat twice Fruit break</p>	<p>Daily Kindness Challenge Say something nice about an adult in your house.</p>
Morning	<p><u>Reading-</u> Read an imaginative text that has images, such as a picture book or a chapter book with drawings.</p> <p>After you finish reading, answer these questions in your workbook:</p> <ul style="list-style-type: none"> ▪ Who is the main character? ▪ How did the author (a person who writes books) describe the character? ▪ Did the author or illustrator (a person who draws the pictures in books) use certain colours and sizing to illustrate the main character? <p>Draw a picture of the main character. Label with describing words (adjectives).</p> <p><u>Spelling-</u></p> <ul style="list-style-type: none"> • LSCWC for Tuesday • Highlight the spelling rule in your spelling words • Rainbow Words 	<p>Optional Technology Activity: Typing Club</p>
Lunch Break		
Middle	<p><u>Mathematics</u></p> <p><u>Warm Up-</u> $52 + 34 = 72 + 16$ True or false? Explain your reasoning.</p> <p><u>Learning Intention:</u> Adding and subtracting money using word problems:</p> <div style="display: flex; justify-content: space-around;"> <div data-bbox="264 1559 764 1868"> </div> <div data-bbox="791 1559 1291 1868"> </div> </div>	<p>Optional Technology Activity:</p> <p>Mathletics</p> <p>Maths prodigy</p> <p>Practise Times Tables</p> <p>Math Playground https://www.mathplayground.com/math-games.html</p>

Lachlan's Wage

Lachlan earns \$25 an hour. How much does he earn in 5 hours?



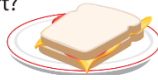
Fruit Box

Calculate the total cost of a box of fruit that consists of a watermelon (\$5.20), oranges (\$2.20), apples (\$2.50), strawberries (\$5.50) and grapes (\$3.40)?



Sophie's Spendings

Sophie had no money. She then withdrew \$50 from the ATM. She bought a new book for \$10, spent \$8 on lunch and paid \$12 for a new bag. How much money does Sophie have left?



Lucas's Earnings

This year, Lucas expects to make \$754 babysitting and \$383 doing yard work. What will his total earnings be?



Break





Afternoon

Geography

Your task today is to read the fact sheets on the Koala and Red Panda, and then complete the Venn diagram noting the similarities and differences between these animals.


Optional Technology Activity:

National Geographic Kids
<https://www.nationalgeographic.com/au/teacher-category/geography/>

Time	Activities	Optional																								
Morning	<p>Daily Wellbeing Activity Play a game of musical statues</p> <p>English <u>Writing-</u> We are learning to write interviews. Interviews ask questions, which start with a question word using a capital letter and end with a question mark (?). Here are some question words:</p> <table border="1" data-bbox="252 459 1201 526"> <tr> <td>Who</td> <td>What</td> <td>When</td> <td>Why</td> <td>Where</td> </tr> <tr> <td>Which</td> <td>How</td> <td>Do</td> <td>Are</td> <td></td> </tr> </table> <p>Look at the people in the pictures below. Use the question words to write your own questions to ask each person.</p> <div style="display: flex; justify-content: space-around; align-items: center;">     </div> <p>Brain break: Cosmic Kids Yoga on YouTube Fruit break</p>	Who	What	When	Why	Where	Which	How	Do	Are		<p>Daily Kindness Challenge Draw a picture or thankyou card for someone at home</p>														
Who	What	When	Why	Where																						
Which	How	Do	Are																							
Morning	<p><u>Reading-</u> Read a text (book) of your choice</p> <ol style="list-style-type: none"> Select a trait from the 'Character trait bank' and act out what that trait might look like. Use a sentence to explain this trait. <p>English Character hot seat: trait bank</p> <table border="1" data-bbox="264 1115 1155 1453"> <tr> <td>selfish</td> <td>particular</td> <td>supportive</td> </tr> <tr> <td>brave</td> <td>patient</td> <td>sorry</td> </tr> <tr> <td>intrigued</td> <td>intelligent</td> <td>curious</td> </tr> <tr> <td>tough</td> <td>energetic</td> <td>hard working</td> </tr> <tr> <td>greedy</td> <td>humble</td> <td>suspicious</td> </tr> <tr> <td>stressed</td> <td>annoyed</td> <td>inventive</td> </tr> <tr> <td>fair</td> <td>cruel</td> <td>interested</td> </tr> <tr> <td>peaceful</td> <td>jealous</td> <td>courageous</td> </tr> </table> <p><u>Spelling-</u></p> <ul style="list-style-type: none"> LSCWC for Wednesday 5 Dictionary Meanings 	selfish	particular	supportive	brave	patient	sorry	intrigued	intelligent	curious	tough	energetic	hard working	greedy	humble	suspicious	stressed	annoyed	inventive	fair	cruel	interested	peaceful	jealous	courageous	<p>Optional Technology Activity: Pobble365 https://www.pobble365.com/</p>
selfish	particular	supportive																								
brave	patient	sorry																								
intrigued	intelligent	curious																								
tough	energetic	hard working																								
greedy	humble	suspicious																								
stressed	annoyed	inventive																								
fair	cruel	interested																								
peaceful	jealous	courageous																								
Lunch Break																										
Middle	<p>Mathematics</p> <p><u>Warm Up-</u> You feel a money note and 3 coins in your pocket. How much money could there be in your pocket? Explain your reasoning.</p> <p><u>Learning Intention:</u> Finding the correct change of money from these word problems:</p>	<p>Optional Technology –</p> <p>Mathletics</p> <p>Maths Prodigy</p> <p>Math Playground https://www.mathplayground.co</p>																								

Tuckshop Time

At the tuckshop, Jane bought a ham and cheese sandwich (\$2.50), an apple slinky (\$1.10) and a packet of chips (\$2.60). She gave the tuckshop lady \$10. How much change will she get?



Sophie's Spendings

Sophie had no money. She then withdrew \$50 from the ATM. She bought a new book for \$10, spent \$8 on lunch and paid \$12 for a new bag. How much money does Sophie have left?



Practise Times tables

Addition and Subtraction with Change



7. Lucas takes \$1 to the school fair. He buys a book and a set of playing cards. How much does he have left?



Australian Money Challenge Cards

15. Sara had \$1, but she spent 70c on chips. How much money has Sara got left?



Australian Money Challenge Cards

13. Dylan had \$2.20 in his wallet. If he buys an apple for \$1.20, how much would he have left?



Australian Money Challenge Cards

14. Ollie had \$1.50, but he lost 30c down the back of the couch. How much money has Ollie got, after losing 30c?



Break

Afternoon

Health

1. Discuss with a family member what you already know about the Aboriginal Flag-
 - What do the colours represent- Black- the People, Yellow- the Sun, Red- the Earth

Complete your own Aboriginal Flag found in the Week 8 Resources.

If you have access to a device, watch the clip and see if you can find out these answers...


- Who is Harold Thomas? Designer of the Aboriginal Flag- designed in protest.
- When was the Aboriginal flag officially flown?

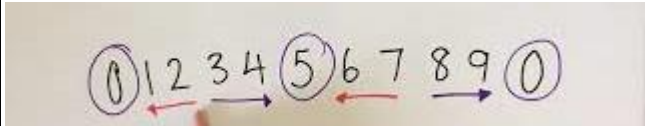
Optional Technology Activity:

Watch Behind the News clip- History of the Aboriginal Flag. <https://www.youtube.com/watch?v=7dyybimiRBw>

Time	Activities	Optional																				
Morning	<p>Daily Wellbeing Activity Lie down with a soft toy on your stomach. Watch what it does as you breathe in and out. Concentrate on this for as long as you can.</p> <p>English <u>Writing-</u> When writing an interview, you will need to use pronouns. A pronoun is a word that can take the place of a noun. Personal pronouns take the place of people and things. Here is a list of personal pronouns:</p> <table border="1" data-bbox="252 488 1294 555"> <tr> <td>I</td> <td>me</td> <td>my</td> <td>you</td> <td>your</td> <td>yours</td> <td>he</td> <td>him</td> <td>his</td> <td>she</td> </tr> <tr> <td>her</td> <td>hers</td> <td>it</td> <td>its</td> <td>we</td> <td>us</td> <td>our</td> <td>they</td> <td>them</td> <td>their</td> </tr> </table> <p>Rewrite each sentence, replacing the underlined word with the correct pronoun. The first one is done as an example:</p> <p><u>Grandma Whitfield</u> is 74 years old. → <u>She</u> is 74 years old.</p> <p><u>Grandma and Grandpa</u> took their caravan to Canberra.</p> <p><u>Raymond</u> went to the park.</p> <p><u>The truck</u> crashed into the fence.</p> <p><u>The cat</u> licked <u>the cat's</u> paws.</p> <p><u>My friend and I</u> went shopping last week.</p> <p><i>Extension:</i> Choose 3 pronouns from the box above and use them to write some sentences.</p> <p>Brain break: 5x star jumps; 10x squats; Run on the spot for 20 seconds. Repeat twice Fruit break</p>	I	me	my	you	your	yours	he	him	his	she	her	hers	it	its	we	us	our	they	them	their	<p>Daily Kindness Challenge Help make a meal at home.</p>
I	me	my	you	your	yours	he	him	his	she													
her	hers	it	its	we	us	our	they	them	their													
Morning	<p><u>Reading-</u> Read a book of your choice Get ready to read! Read aloud part of a book to a family member, using appropriate:</p> <ul style="list-style-type: none"> ▪ expression ▪ pitch ▪ pause <p><u>Spelling-</u></p> <ul style="list-style-type: none"> • LSCWC for Thursday • Write 5 of your words into interesting sentences 	<p>Optional Technology Activity: Story Jumper- Create your own book https://www.storyjumper.com/ #</p>																				
Lunch Break																						
Middle	<p>Mathematics</p> <p>Warm Up-</p> <div data-bbox="240 1686 703 1895" style="border: 1px solid black; padding: 5px; text-align: center;"> <p>15 12 ? 18</p> <p>These numbers are out of order. Put them back in order. One number is missing. What could it be?</p> </div> <p>How did you solve this problem?</p> <p><u>Learning Intention:</u> Buy items for a birthday party, using a budget</p>	<p>Optional Technology Activity: Online Prodigy game</p> <p>Math Playground https://www.mathplayground.com/math-games.html</p> <p>Mathletics - Data</p>																				

	<p><u>Task-</u> Buy items for a birthday party! You can choose what you want. You have a budget, and you cannot spend over it.</p> <p>Budget: \$200.00</p> <p>What was the total cost of all your items? How much change did you have left?</p> <p>Catalogue is attached at the bottom of the learning plan.</p>	
Break		
Afternoon	<p>PE</p> <p>With a parent or sibling have some relay races using different types of movement. These could include running, walking, skipping, wheelbarrow races, crawling. Make it interesting and add in your own.</p> <p>OR</p> <p>Using a device with access to music- practice learning the Mexican Hat Dance and the Cha Cha Slide</p> <p>Cha Cha Slide- https://www.youtube.com/watch?v=l1gMUbEAUFw</p> <p>Mexican Hat Dance- https://www.youtube.com/watch?v=q3TC_N9YhZ4</p>	<p>Optional Technology Activity: PE with Jo</p>


Time	Activities	Optional
Morning	<p>Daily Wellbeing Activity Do some colouring in or drawing.</p> <p>English <u>Writing-</u> We are learning to write interviews. When interviewing someone, we usually prepare a list of questions before we do the interview. Use the interview questions below to interview someone in your family (for example, your Dad). Write the answers in the spaces provided.</p> <div style="border: 1px solid black; padding: 10px; margin: 10px 0;"> <p style="text-align: center;">Interview with _____</p> <ol style="list-style-type: none"> 1. What is your full name? 2. How old are you? 3. What do you do for work? 4. What do you enjoy doing in your spare time? 5. What is your favourite food? 6. Where is your favourite place to travel and why? 7. What are the three happiest times in your life? 8. What is an important life lesson you have learnt? </div> <p>Brain break: GoNoodle on YouTube Fruit break</p>	<p>Daily Kindness Challenge Read a book to a family member or pet.</p>
Morning	<p><u>Reading-</u> Let's read! Read aloud part of a book, using:</p> <ul style="list-style-type: none"> ▪ expression ▪ purpose ▪ pitch ▪ pause <p><u>Spelling-</u></p> <ul style="list-style-type: none"> • Quiz: Have your parent/carer quiz you on your spelling words • Write out any words you spelt wrong 3 times correctly. 	<p>Optional Technology Activity: PBS Kids Reading Games https://pbskids.org/games/reading/</p>
Lunch Break		
Middle	<p>Mathematics</p> <p><u>Warm Up-</u></p> <div style="text-align: center;">  <p>Which egg doesn't belong?</p> </div>	<p>Optional Technology Activity: Cool Maths Games Mathletics https://www.mathplayground.com/math-games.html - Math Playground</p>

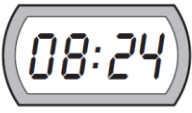
	<p><u>Learning Intention:</u> Rounding money to the nearest 5 cents.</p> <p>A picture explaining how to round to the nearest 5 cents:</p>  <p>\$32.68 to nearest 5c = \$32.70</p> <p>\$3.56 to nearest 5c = \$3.55</p> <p><u>Task-</u> Round the following prices to the nearest 5c. Use the example above to assist you how to round correctly.</p> <p>1. \$7.33 2. \$22.47 3. \$65.42 4. \$124.68 5. \$65.63 6. \$76.28 7. \$87.54 8. \$532.36</p>	Practise Times tables
--	---	-----------------------

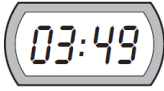
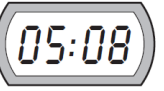
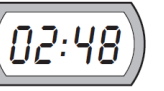

Break		
Afternoon	<p>Creative Arts</p> <p>Using the table found in the Week 8 Resources, create a Musical Memory Playlist. Write down some of your favourite songs and why they bring you good or bad memories.</p>	<p>Optional Technology Activity: ABC Kids Listen https://www.abc.net.au/kidslisten/</p>

Term 3 Week 9 Monday 6 September 2021

Time	Activities	Optional
Morning	<p>Daily Wellbeing Activity How are you feeling today? Draw a picture of your current emotion.</p> <p>English <u>Writing-</u> When writing an interview, you may need to use contractions. A contraction is when two words are shortened to one word. An apostrophe (') is used to show where the letters are missing. For example: <div style="text-align: center;"> he is = he's you are = you're it is = it's I am = I'm can not = can't </div> </p> <p>1. Highlight all the contraction words you can find in the example interview, <i>Being a Grandma Doesn't Mean You're Old</i> at the end of this booklet. 2. Match these words to their contractions: <div style="display: flex; justify-content: space-around;"> <div style="text-align: left;"> do not let us we will I have will not he would she is is not </div> <div style="text-align: left;"> I've isn't he'd let's won't don't we'll she's </div> </div> </p> <p>3. Write the contractions for these words: <ul style="list-style-type: none"> • you have • she will • did not • they would </p> <p>Brain break: Just Dance on YouTube Fruit break</p>	<p>Daily Kindness Challenge Tidy up your toys</p>
Morning	<p><u>Reading-</u> It's Storytime! Predict what you think 'The Most Boring Street in the World' is going to be about and what might happen. Using your background knowledge why do you think it will be boring? Read the 'The Most Boring Street in the World'.</p> <p><u>Spelling-</u> Year 4 Focus: Graph /v/ making the 'v' sound as in 'voice' Complete LSCWC spelling activity for Monday. See attached Week 9 LSCWC sheet and Smart Spelling sounds grid.</p>	<p>Optional Technology Activity: Education World-Reading Machine https://www.educationworld.com/tech/archives/readingmachine.shtml</p>
Lunch Break		

<p>Middle</p>	<p>Mathematics</p> <p><u>Warm Up-</u> What activities would you do during am and pm?</p> <p><u>Learning Intention:</u> Record the digital time using an analog clock</p> <div style="text-align: center;"> </div> <p>O'Clock A new hour begins when the minute hand points to 12.</p> <p>Minute Hand The long hand points to the minutes past or to the hour.</p> <p>Quarter To 45 minutes into the hour and 15 minutes before a new hour begins.</p> <p>Quarter Past 15 minutes into the hour. 15 is one quarter of 60.</p> <p>Half Past 30 minutes into the hour. 30 is half of 60.</p> <p>Hour Hand The short hand points to the hour. If this hand is pointing in between hours, it is the earlier hour of the two.</p> <p>Task: Record the following digital times in analog time. 7:35 8:30 3:00 3:15 9:45 5:22 7:17 2:53</p> <p>Analog clock templates are attached at the bottom of the learning plan.</p>	<p>Optional Technology Activity:</p> <p>Math Playground https://www.mathplayground.com/math-games.html</p> <p>Practise Times tables</p>
Break		
<p>Afternoon</p>	<p>Science and Technology</p> <p>Read through the Shooting for the Stars text, in the Week 8 Resources.</p>  <p>Answer the following questions:</p> <ol style="list-style-type: none"> 1. What is the name of the planet that we live on? 2. Where do fish live? 3. What is in the middle of our solar system? 4. Who has travelled to the surface of the Moon? 5. Finish these sentence starters On land... The Moon travels... The planet closest to the Sun is... <p>Draw a detailed picture of Earth.</p>	<p>Optional Technology Activity:</p> <p>https://solarsystem.nasa.gov/solar-system/sun/overview/</p>


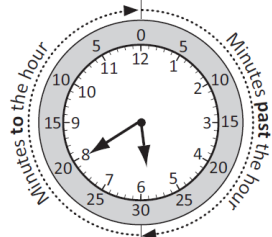
Time	Activities	Optional
Morning	<p>Daily Wellbeing Activity Write down the letters of the alphabet, can you think of a name for every letter?</p> <p>English <u>Writing-</u> Today you are going to start to prepare for your interview. Who are you going to interview and what questions will you ask them? Remember, you can phone someone who doesn't live with you and interview them. Use the <i>Interview Scaffold</i> at the end of this booklet and plan and write your interview questions. Don't forget to use question words and a question mark!</p> <p>Brain break: Cosmic Kids Yoga Fruit break</p>	<p>Daily Kindness Challenge Write a list of all the things you like about the adults at home.</p>
Morning	<p><u>Reading-</u> After reading 'The Most Boring Street in the World':</p> <p>Imagine you are Austin. Write a letter to your friend from your old street describing what this new house and street is like.</p> <p><u>Spelling-</u></p> <ul style="list-style-type: none"> • LSCWC for Tuesday • Highlight the spelling rule in your spelling words • Rainbow Words 	<p>Optional Technology Activity: Turtle Diary Spelling https://www.turtlediary.com/games/spelling.html</p>
Lunch Break		
Middle	<p>Mathematics</p> <p><u>Warm Up-</u> Star jumps while practicing your 4 times tables</p> <p><u>Learning Intention:</u> Record the digital time reading minutes past the hour</p> <div style="border: 1px solid gray; padding: 5px; margin: 10px 0;"> <p>Digital time is always read as minutes past the hour. This digital time could be read as 24 minutes past 8 or eight twenty four. Digital clocks often display a zero when the hour is a single digit.</p> <div style="text-align: right;"></div> </div> <p><u>Task-</u> Draw a line to connect each of these digital times to how they could be read:</p> <div style="display: flex; justify-content: space-around; margin: 10px 0;"> <div style="border: 1px solid gray; border-radius: 15px; padding: 5px; text-align: center;">07:23</div> <div style="border: 1px solid gray; border-radius: 15px; padding: 5px; text-align: center;">09:48</div> <div style="border: 1px solid gray; border-radius: 15px; padding: 5px; text-align: center;">04:25</div> <div style="border: 1px solid gray; border-radius: 15px; padding: 5px; text-align: center;">03:16</div> </div> <div style="display: flex; justify-content: space-around; margin: 10px 0;"> <div style="border: 1px solid gray; border-radius: 15px; padding: 5px; text-align: center;">16 minutes past 3</div> <div style="border: 1px solid gray; border-radius: 15px; padding: 5px; text-align: center;">25 minutes past 4</div> <div style="border: 1px solid gray; border-radius: 15px; padding: 5px; text-align: center;">48 minutes past 9</div> <div style="border: 1px solid gray; border-radius: 15px; padding: 5px; text-align: center;">23 minutes past 7</div> </div> <p>Write the times on the digital clock radios. The first one has been done for you.</p> <div style="display: flex; justify-content: space-between; margin: 10px 0;"> <div style="width: 30%;"> <p>a <input type="text" value="seven twenty"/></p> <div style="border: 1px solid gray; padding: 5px; text-align: center;">0 7 : 2 0</div> </div> <div style="width: 30%;"> <p>b <input type="text" value="13 minutes past 4"/></p> <div style="border: 1px solid gray; padding: 5px; text-align: center;">□ □ : □ □</div> </div> <div style="width: 30%;"> <p>c <input type="text" value="25 minutes past 2"/></p> <div style="border: 1px solid gray; padding: 5px; text-align: center;">□ □ : □ □</div> </div> </div> <div style="display: flex; justify-content: space-between; margin: 10px 0;"> <div style="width: 30%;"> <p>d <input type="text" value="four thirty two"/></p> <div style="border: 1px solid gray; padding: 5px; text-align: center;">□ □ : □ □</div> </div> <div style="width: 30%;"> <p>e <input type="text" value="28 minutes past 6"/></p> <div style="border: 1px solid gray; padding: 5px; text-align: center;">□ □ : □ □</div> </div> <div style="width: 30%;"> <p>f <input type="text" value="nine fifty two"/></p> <div style="border: 1px solid gray; padding: 5px; text-align: center;">□ □ : □ □</div> </div> </div>	<p>Optional Technology Activity:</p> <p>Mathletics</p> <p>Maths Prodigy</p> <p>Practise Times tables</p>

	<p>Write the times that these digital clocks are showing:</p> <p>a  b  c  d </p> <p>___ past ___ ___ past ___ ___ past ___ ___ past ___</p>	
--	--	--

Break

<p>Afternoon</p>	<p>Geography</p> <p>Your task today is to look at the treasure map and complete the Longitude and Latitude treasure hunt.</p>	<p>Optional Technology Activity: Kids world Travel Guide https://www.kids-world-travel-guide.com/geography-for-kids.html</p>
------------------	--	---


Term 3 Week 9 Wednesday 8 September 2021

Time	Activities	Optional
Morning	<p>Daily Wellbeing Activity Find 5 objects at home that are of your favourite colour.</p> <p>English <u>Writing-</u> Today you are going to conduct your interview. You will have prepared some interview questions on the <i>Interview Scaffold</i> at the end of this booklet and decided who you will interview. Take the time to sit down and talk to your person, ask your questions, and write their answers down. After the interview, edit your writing to make sure it makes sense, and you can read it.</p> <p>Brain break: 5x star jumps; 10x squats; Run on the spot for 20 seconds. Repeat twice Fruit break</p>	<p>Daily Kindness Challenge Give someone a big hug</p>
Morning	<p><u>Reading-</u> Reread 'The Most Boring Street in the World'. As you are reading, try and visualise what the street looks like. Draw a picture of what you visualise.</p> <p><u>Spelling-</u></p> <ul style="list-style-type: none"> • LSCWC for Wednesday • 5 Dictionary Meanings 	<p>Optional Technology Activity: PBS Kids Spelling https://pbskids.org/games/spelling/</p>
Lunch Break		
Middle	<p>Mathematics</p> <p><u>Warm Up-</u></p>  <p>5cm</p> <p>What could the area of this be? Explain your reasoning.</p> <p><u>Learning Intention:</u> Record the time using 'minutes to'.</p> <div style="border: 1px solid gray; padding: 10px; margin: 10px 0;"> <p>When the minute hand has passed 30 instead of saying the number of minutes after the hour, you can say the number of minutes before the next hour.</p> <div style="display: flex; align-items: center; justify-content: center;"> <div style="border: 1px solid gray; border-radius: 15px; padding: 5px 15px; margin-right: 10px;">20 to 6</div>  </div> </div> <p><u>Task-</u> Questions 1-2 to lesson are attached on the bottom of the learning plan (Mathematics, Wednesday Week 9).</p>	<p>Optional Technology Activity:</p> <p>Oxford Owl Activities https://home.oxfordowl.co.uk/kids-activities/fun-maths-games-and-activities/</p> <p>Practise Times tables</p>
Break		
Afternoon	<p>Health</p> <ol style="list-style-type: none"> 1. Discuss with a family member what you know about the Torres Strait Islander Flag. <ul style="list-style-type: none"> • What are the colours of the flag? 	<p>Optional Technology Activity: Watch the Torres Strait Islander Flag clip.</p>

	<p>2. Complete your own Torres Strait Islander Flag found in the Week 8 Resources.</p> <p>If you have access to a device, watch the clip to see if you can answer these questions...</p> <ul style="list-style-type: none">• Who designed the Torres Strait Islander flag?• What year was the flag born?• What do the colours of the Torres Strait Islander flag represent?• What do the white symbols in the centre represent?• How are they culturally significant to Torres Strait Islander people?	<p>https://www.youtube.com/watch?v=FDkx9fsJBw8</p>
--	--	--


Term 3 Week 9 Thursday 9 September 2021

Time	Activities	Optional										
Morning	<p>Daily Wellbeing Activity If you were granted 3 wishes from a genie, what would you ask for?</p> <p>English <u>Writing-</u> Today's task is write out your interview using the answers you wrote down yesterday on your scaffold. You may do this on the Big Write template found in your learning pack. Use the example interview from last week (<i>Being a Grandma Doesn't Mean You're Old</i>) to help you structure your interview correctly. Reread your interview and ensure it is edited and makes sense. Ask a family member to read over your writing and help you make any changes.</p> <p>Brain break: GoNoodle/Just Dance on YouTube Fruit break</p>	<p>Daily Kindness Challenge Help with the washing</p>										
Morning	<p><u>Reading-</u> After reading 'The Most Boring Street in the World':</p> <ul style="list-style-type: none"> Predict what you think will happen next in the story when Jade and Austin help in Mrs Domanski's garden. Write or draw your response. <p><u>Spelling-</u></p> <ul style="list-style-type: none"> LSCWC for Thursday Write 5 of your words into interesting sentences 	<p>Optional Technology Activity: Room Recess https://www.roo.mrecess.com/pages/ReadingGames.html</p>										
Lunch Break												
Middle	<p>Mathematics</p> <p><u>Warm Up-</u> Can you make the target number 50? You can use the numbers in any order and use any operations + - x (). You can only use the following numbers: 8 9 2 9 5</p> <p><u>Learning Intention:</u> Convert between units of time and recall time facts</p> <div style="border: 1px solid gray; border-radius: 15px; padding: 10px; margin: 10px 0;"> <p>It is important to learn these time facts:</p> <table style="width: 100%; border-collapse: collapse;"> <tr> <td style="border: 1px solid gray; border-radius: 10px; padding: 5px; text-align: center;">60 seconds = 1 minute</td> <td style="border: 1px solid gray; border-radius: 10px; padding: 5px; text-align: center;">52 weeks = 1 year</td> </tr> <tr> <td style="border: 1px solid gray; border-radius: 10px; padding: 5px; text-align: center;">60 minutes = 1 hour</td> <td style="border: 1px solid gray; border-radius: 10px; padding: 5px; text-align: center;">12 months = 1 year</td> </tr> <tr> <td style="border: 1px solid gray; border-radius: 10px; padding: 5px; text-align: center;">24 hours = 1 day</td> <td style="border: 1px solid gray; border-radius: 10px; padding: 5px; text-align: center;">365 days = 1 year</td> </tr> <tr> <td style="border: 1px solid gray; border-radius: 10px; padding: 5px; text-align: center;">7 days = 1 week</td> <td style="border: 1px solid gray; border-radius: 10px; padding: 5px; text-align: center;">366 days = 1 leap year</td> </tr> <tr> <td style="border: 1px solid gray; border-radius: 10px; padding: 5px; text-align: center;">14 days = 1 fortnight</td> <td></td> </tr> </table> </div> <p><u>Task-</u> Convert the following times. Use the examples above to assist you. 2 weeks = ____ days 48 hours = _____ days 180 minutes = _____ hours 1 week = ____ hours 150 minutes - ____ hours ____ minutes 85 minutes = ____ hours ____ minutes</p>	60 seconds = 1 minute	52 weeks = 1 year	60 minutes = 1 hour	12 months = 1 year	24 hours = 1 day	365 days = 1 year	7 days = 1 week	366 days = 1 leap year	14 days = 1 fortnight		<p>Optional Technology Activity:</p> <p>Mathletics</p> <p>Maths Prodigy</p> <p>Practise Times tables</p>
60 seconds = 1 minute	52 weeks = 1 year											
60 minutes = 1 hour	12 months = 1 year											
24 hours = 1 day	365 days = 1 year											
7 days = 1 week	366 days = 1 leap year											
14 days = 1 fortnight												

	<p><u>Optional-</u> Use what you know about time relationships to complete this cross number puzzle:</p> <p>Across</p> <p>1 Days in a leap year 5 Weeks in a year 7 Hours in 10 days 8 Hours in $\frac{1}{2}$ day 10 Minutes in $\frac{3}{4}$ hour 12 Hours in 2 days 13 Minutes in 1 hour</p>  <p>Down</p> <p>2 Seconds in 1 minute 3 Minutes in 1 hour and 40 minutes 4 Minutes in $\frac{1}{4}$ hour 6 Days in 3 weeks 9 Days in a fortnight 11 Minutes in $\frac{1}{2}$ hour</p>	
--	---	--

Break

Afternoon	<p>PE</p> <p>Using a ball or soft pillow, time yourself how many times you can throw and catch in a minute, how many times you can move the object around your waist, how long you can hold it above your head with outstretched arms.</p> <p>OR</p> <p>Have a practice of all 4 dances we have been learning, using a device with music.</p> <p>Nutbush- https://www.youtube.com/watch?v=heNiNHqmnY</p> <p>Macarena- https://www.youtube.com/watch?v=rUKCmb3nMGc</p> <p>Cha Cha Slide- https://www.youtube.com/watch?v=l1gMUbEAUFw</p> <p>Mexican Hat Dance- https://www.youtube.com/watch?v=q3TC_N9YhZ4</p>	<p>Optional Technology Activity: PE with Joe</p>
-----------	---	---

Time	Activities	Optional																				
Morning	<p>Daily Wellbeing Activity List 10 things you are grateful for.</p> <p>English <u>Writing-</u> Complete your interview writing. You should make sure you have used a range of sentence types, have used adjectives to create interest in your writing and checked your spelling and punctuation. Draw an illustration to go with your writing. Send it to your teacher for marking.</p> <p>Brain break: Go for a run/walk in your backyard - Fruit break</p>	<p>Daily Kindness Challenge Read your favourite book to a family member</p>																				
Morning	<p><u>Reading-</u> Read 'The Most Boring Street in the World':</p> <ul style="list-style-type: none"> ▪ What could be another name for this book? Be creative with the title! ▪ Design a new book cover for this book. <p><u>Spelling-</u></p> <ul style="list-style-type: none"> • Quiz: Have your parent/carer quiz you on your spelling words • Write out any words you spelt wrong 3 times correctly 	<p>Optional Technology Activity: Typing Club</p>																				
Lunch Break																						
Middle	<p>Mathematics</p> <p>Warm Up-</p>  <p><u>Learning Intention:</u> Read and create a Timetable accurately</p> <p><u>Task 1-</u> Answer the questions below about this TV guide:</p> <table border="1" data-bbox="264 1397 1204 1617"> <thead> <tr> <th>Time</th> <th>7:00–8:00 pm</th> <th>8:00–9:00 pm</th> <th>9:00–10:00 pm</th> <th>10:00–11:00 pm</th> </tr> </thead> <tbody> <tr> <td>Channel 1</td> <td>News</td> <td>Current Affairs</td> <td>Soccer Finals</td> <td>Late News</td> </tr> <tr> <td>Channel 2</td> <td>Days of Us</td> <td>Fashion Watch</td> <td>TV Bloopers</td> <td>Movie: Ghost Busters</td> </tr> <tr> <td>Channel 3</td> <td>News</td> <td>History of Gold</td> <td>The Car Show</td> <td>Late Night Movie</td> </tr> </tbody> </table> <p>a What time does Current Affairs on Channel 1 start? _____</p> <p>b How long is the History of Gold on Channel 3? _____</p> <p>c How long do the Soccer Finals go for? _____</p> <p>d What time does TV Bloopers start? _____</p> <p>e Alicia watches too much TV. If she watched Fashion Watch, TV Bloopers and then the movie Ghost Busters, how long was she in front of the box for? _____</p>	Time	7:00–8:00 pm	8:00–9:00 pm	9:00–10:00 pm	10:00–11:00 pm	Channel 1	News	Current Affairs	Soccer Finals	Late News	Channel 2	Days of Us	Fashion Watch	TV Bloopers	Movie: Ghost Busters	Channel 3	News	History of Gold	The Car Show	Late Night Movie	<p>Optional Technology Activity:</p> <p>Mathletics</p> <p>Maths Prodigy</p> <p>Practise Times tables</p>
Time	7:00–8:00 pm	8:00–9:00 pm	9:00–10:00 pm	10:00–11:00 pm																		
Channel 1	News	Current Affairs	Soccer Finals	Late News																		
Channel 2	Days of Us	Fashion Watch	TV Bloopers	Movie: Ghost Busters																		
Channel 3	News	History of Gold	The Car Show	Late Night Movie																		

Task 2-

Create a timetable for your time at school each day. Record the start and finish times for each part of the day. Also, record the length of time spent for each part of the day. An example has been provided for you.

Start Time	End Time	Activity	30 minutes
9:00am	9:25am	Morning play	25 minutes

Break

Afternoon

Creative Arts

Today you are going on a musical adventure around your house including the backyard. Have a look around your house and yard for things that can make a sound (either by themselves, or if they are hit, scraped or shaken). If you go for a walk for some exercise, look for things that can make a sound. Don't forget the sounds from nature.

Remember to always ask before hitting or shaking something just in case it is breakable!

Think about how loud or soft the sounds are, and how high or low they are.

Use words or pictures (or both) to place the objects where you think they belong on the Sound Graph found in your learning pack. I have put some in already.

Extension: When you have filled in your table, you can use Spectrogram and Oscillators to investigate pitch in Chrome Music Lab.

Optional Technology Activity:

Inside the Orchestra
<https://insidetheorchestra.org/musical-games/>

Week 8

Learning

Resources

Week 8 Writing

Being a Grandma Doesn't Mean You're Old

By Reece Whitfield



Often when we think of grandmas, we think of little old ladies with grey hair who sit around at home and knit. Well, my grandma is not a bit like this. She never sits around at home. She likes to keep busy.

Reece Whitfield: Grandma, how old are you?

Jean Goodman: I'm 74 years old. But I don't feel a day over 60.

RW: You look good for 74, Grandma. How do you do it?

JG: Well, I'm lucky that I can keep active. I love to get out and about as often as I can. I have joined a group called Probus, it's for retired people like myself, and we go on walks all over Sydney. My husband and I also like to travel.

RW: Where have you travelled lately?

JG: Last Easter we took our caravan to Canberra for a couple of weeks. We love Canberra in the autumn because it's not too hot or cold. Before that we went on a fantastic trip to China. It was amazing to see their culture but I had a lot of trouble with the language.

RW: Is there anywhere you haven't been?

JG: Antarctica! But it's way too cold down there for me. I'd freeze!

RW: Thanks for talking to me today Grandma. You seem to have a lot of fun for someone so old.

JG: Thanks, Reece! I'm sure I have lots of fun left in me yet.

Year 4 Week 8 Spelling Sheet

Focus: Wk 8 Words ending in the consonant suffix -ness

Name:

	Monday	Tuesday	Wednesday	Thursday
Red Spelling Words				
darkness				
madness				
sadness				
softness				
kindness				
tightness				
Orange Spelling Words				
selfishness				
tenderness				
wellness				
sickness				
fairness				
happiness				
Green Spelling Words				
awkwardness				
remoteness				
roughness				
smoothness				
numbness				
bitterness				
correctness				
clumsiness				

Koala



Koalas look much like cuddly bears, but they belong to the marsupial family that have a pouch where their newborns, called a "joey", develops. When the joey is born, it's only about 2 centimetres long, is blind and furless and its ears are not yet developed. On its

amazing journey to the pouch, it relies on its well-developed senses of smell and touch, its strong forelimbs and claws, and an inborn sense of direction. Once in the pouch, it attaches itself to one of the two teats which swells in its mouth, preventing it from being dislodged from its source of food.

Koalas are also notoriously sleepy. In fact they can sleep about 18 to 20 hours a day. That's as much as a Sloth.

Eucalyptus leaves are super tough and poisonous! Luckily for koalas, they have a long digestive organ called a cecum which allows them to break down the leaves unharmed. Due to this process it requires a lot of energy to digest their toxic, fibrous, low-nutrition diet and sleeping is the best way to conserve energy.

Koala's grow up to become big eaters, shifting up to one kilogram of eucalyptus leaves in a day! They are fussy, too, and will select the most nutritious and tastiest leaves from the trees where they live.

RED PANDA



WHERE DO THEY LIVE?

Red Pandas live in dense bamboo forests of the Himalaya Mountain region.

A CONVENIENT DIET

Since they live in bamboo forests, it only makes sense that the red panda's diet is mostly bamboo. They also eat seeds, fruit, berries, and an occasional insect, young bird, bird egg, or small rodents. At the zoo, they eat apple biscuits, apples and grapes. In Nepal, the word "panda" came from the word "ponya," which means "bamboo eater."

NOT LIKE THE OTHER PANDAS

Red pandas are not closely related to black and white giant pandas. They actually resemble raccoons in size and appearance. Their red-orange, woolly coat has a dark brown underside, and their white muzzle has red-orange "tear-tracks" running down both cheeks. Red pandas have short, black legs and long, semi-retractable claws on their furry paws. A long, bushy tail ringed in red-orange and light brown aids the panda in balancing along tree limbs.

A DAY IN THE LIFE

Red pandas are mostly nocturnal and live alone or in pairs, and they talk with whistles and squeaks. They live and feed on the ground, but often sleep in trees with their tail curled up over their head or tucked onto their chest. You may also catch them resting on tree limbs with legs dangling on either side.

PANDAS ALSO CAT-LIKE

Red pandas do many things like cats. Pandas will defend their territory by rearing up on hind legs and hissing. They also wash themselves with their tongue.

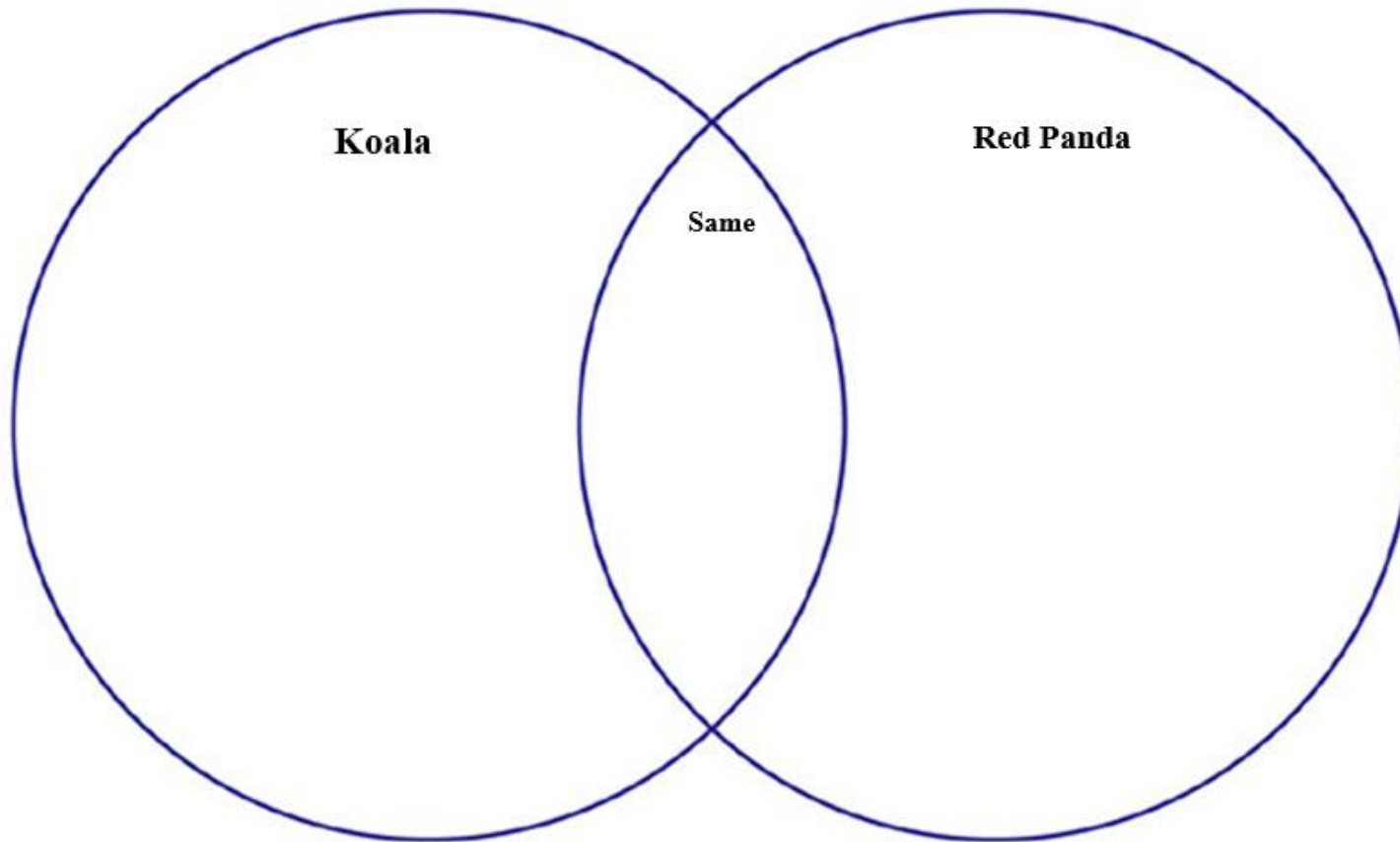
MOTHER AND YOUNG

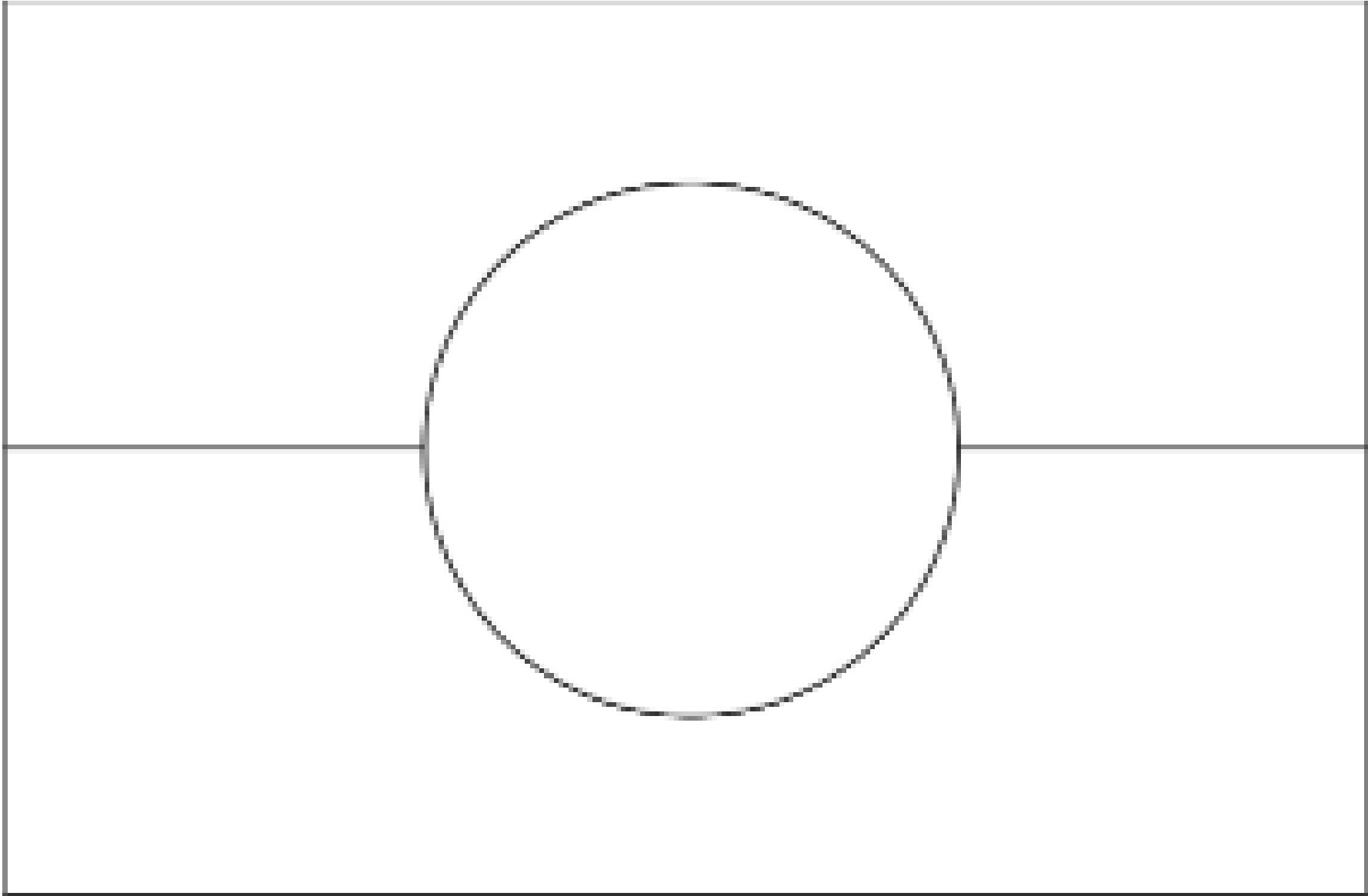
Female red pandas use natural shelters, like tree hollows, to raise one to four cubs. Cubs can take care of themselves after several months but stay with their mother for up to a year.

Week 8 Geography

Read the fact sheets on the Red Panda and Koala and create a Venn diagram.

Note the similarities and the differences.





Catalogue Mathematics Activity
Thursday, Week 8

Snacks

\$5.95 Potato Chips
10 packets per pack

\$3.25 Sultanas
6 boxes per pack

\$5.50 Popcorn
10 packets per pack

Lunch Items

\$4.00 Chicken Nuggets
20 pieces per box

\$8.00 Mini Pizzas
6 pizzas per box

\$20.00 Sushi
20 rolls per pack

25% OFF

Sweet Treats

\$3.50 Chocolate Cupcakes
10 per box

\$5.99 Yoghurt Iceblocks
10 per box

\$2.18 Lollipops
Pack of 12

Drinks

\$2.75 Water
6 x 250 mL bottles

\$10.75 Lemonade
10 x 375 mL bottles

\$5.50 Juice
6 x 250 mL boxes

FOOD

teachstarter

Serving Supplies

\$2.50 Paper Plates
20 plates per pack

\$3.00 Paper Cups
25 cups per pack

\$1.10 Straws
Box of 50

10% OFF

\$1.50 Serviettes
100 per pack

\$4.50 Wet Hand Wipes
100 wipes per tub

\$2.80 Plastic Tablecloth
1 per pack

Decorations

\$1.89 Party Hats
5 hats per pack

\$2.80 Balloons
20 per pack

\$2.10 Streamers
2 rolls per pack

\$2.40 Bunting
1 x 3 m pack

\$1.68 Party Poppers
10 per pack

\$3.20 Party Blowers
10 per pack

Week 8

Here is a table for you to use for your playlist.

Song Title	Artist/Band/ Composer	Memory

Week 9

Learning

Resources

Year 4 Week 9 Spelling Sheet

Focus: Wk 9 The graph /v/ making the sound "v" as in voice.

Name:

	Monday	Tuesday	Wednesday	Thursday
Red Spelling Words				
voice				
very				
even				
ever				
visit				
never				
Orange Spelling Words				
divide				
virus				
velvet				
video				
gravy				
heaven				
Green Spelling Words				
heavy				
develop				
verbal				
voucher				
device				
advice				
vanilla				
vegemite				



The Most Boring Street in the World

AUSTIN STOOD BY his front gate.

He looked one way. Then he looked the other. 'This has to be the most boring street in the world,' he muttered to himself.

A voice at his shoulder surprised him by saying: 'No, it isn't!'

The voice belonged to a girl. 'I'm Jade,' she said. 'I live two houses down. I saw you when you moved in last weekend. What you said isn't true, you know. We live on a *very* interesting street.'

'Yeah, right!' said Austin. 'It's nowhere near a mall. It's not on a bus route. There's no skate park. And everything's old. What's there to do? A great big fat nothing. BORING!'

Jade looked at him. 'Come with me to the end of our street,' she said. 'I might be able to change your mind.'

'Not likely,' said Austin.

But he had nothing better to do, so he followed Jade anyway. Two houses down he saw a parked car with a trailer attached. Big letters on the back of the trailer said: DIG THIS! GARDENING SERVICES.

'My mum looks after other people's gardens,' Jade explained.

The end of their street joined up with more streets.

'Well?' said Austin. 'What's there to see?'

'Look up there,' Jade told him.

Austin looked up. The sky was blue. Clouds drifted overhead. Everything was exactly the same as it had been all during the long summer holidays.

'No, not up as high as that,' said Jade. '*There.*'

'There' was a lamppost with signs of the street names attached.

'I don't get it,' said Austin.

'Our street is called Meteor Street,' Jade said.

'So?'

'Some people say *The Meteor* was the name of a ship,' Jade continued. 'But not just any old ship.'

She paused. Austin took the bait.

'What sort of ship was it then?'

Jade lowered her voice so Austin had to bend forward to hear her reply.

'Some people say it was a *pirate* ship.'

'Oh,' said Austin, showing a glimmer of interest. 'For real?'

'That's what some people say. Now, what's the name of that street?'

Austin read the sign. 'Skeleton Bay Road.'

Jade nodded. 'Exactly. That road goes all the way to Skeleton Bay. Some people say *The Meteor* was scuttled in the bay.'

'Scuttled?' asked Austin.

'Sunk,' said Jade. 'By its pirate crew. Some people say the crew mutinied because their captain went back on his word to share out the stolen treasure.'

'Treasure?' said Austin.

'Gold coins, precious stones, necklaces, rings. All sorts.'

'And it's still there?' said Austin, excitement creeping into his voice. 'In Skeleton Bay?'

Jade shook her head. 'Way better than that,' she said. 'Only the old bones of the ship are still in the bay. Whenever there's a storm at sea, some people say you can hear the timbers of *The Meteor* rattling and groaning, like the voices of ghosts. You see, the story goes that when the crew came to demand their share of the treasure, they discovered the captain had escaped ashore in the longboat, taking the treasure with him. They scuttled his ship in revenge.'

'But what happened to the treasure?' asked Austin. 'Did the captain get away with it, or did his crew track him down?'

Jade pointed to another street sign. 'What does that one say?'

'Sunset Way,' Austin read.

'And what colour is a sunset?' asked Jade.

'Gold,' said Austin, thinking about it. 'Or sometimes red. Sometimes orange as well. Lots of colours.'

'The colours of *treasure*,' said Jade. 'Some people say that the captain buried it along Sunset Way.'

'But only old people live on that street,' Austin said. 'I've seen them.'

'They do now,' Jade agreed. 'But back in those days there was no street there at all. The captain meant to come back for the treasure, but ...'

At this point, Jade paused dramatically.

'His crew *did* track him down,' Austin finished.

Jade didn't say a word. She didn't need to.

'Did anyone ever find the treasure?' Austin asked.

'Don't talk so loudly,' Jade said. 'We don't want the whole world to hear. Some people say it would have been found years ago, but no-one knows for sure. It *might* still be here. Every chance I get, I dig and I dig. But nobody really wants you to leave holes all over their garden, so I have to pretend I'm grubbing out weeds. It takes forever, and I can only treasure-hunt in the holidays.'

'I guess I could help you,' said Austin. 'But we'd have to split any treasure we find, fifty-fifty.'

Jade nodded. 'I'm cool with that,' she said.

'When shall we start?' asked Austin.

'Tomorrow, if you like.'

'You're on,' said Austin.

They went back up Meteor Street together.

'See you tomorrow then,' Jade said, as she went up her driveway.

'I can't wait!' Austin replied.

Jade's mum met her at the door.

'Was that the new boy?' she asked.

'His name's Austin,' said Jade. 'I think we might be friends.'

'Nice one,' said Jade's mum. 'It's been pretty dull for you on the street with no other kids your age around.'

'He thought our street was the most boring street in the world,' Jade explained. 'So I told him the story behind the street names.'

'Which story?' asked Jade's mum. 'The one about the captain's treasure, or the dinosaur bone discovery, or the UFO sighting?'

'The captain's treasure, of course,' said Jade. 'That's the best of the lot. But I might tell him the others if he ever gets bored again. After all, any one of them could be true. Not even the old people on Sunset Way know for sure.'

'Hmm,' said Jade's mum.

'We're going to meet up again tomorrow,' Jade said.

'I'm paying you to help tidy Mrs Domanski's garden tomorrow,' Jade's mum reminded her.

'I haven't forgotten,' said Jade. 'Austin's going to come along and do some digging too. And we've agreed to split the treasure—my pay, I mean—fifty-fifty.'

Mathematics Monday, Week 9



•
•



•
•



•
•



•
•



•
•



•
•



•
•



•
•

Shooting for the Stars

Our Planet

We live on planet Earth. Our planet is covered in land and water.

In the water, there are lots of amazing fish and sea creatures.



On land, we build houses, grow plants and take care of animals.

Our Solar System

The Sun is at the middle of our solar system. There are 8 planets in our solar system that all move around the Sun.

The planet closest to the Sun is Mercury. The planet furthest away from the Sun is Neptune.



The Moon

The Moon travels around the Earth. Astronauts travelled to the Moon in a rocket to see what they could find.



Did You know?

The first astronaut to land on the Moon was Neil Armstrong in 1969.

Interview Scaffold

Title (Give the reader a clue to what the interview is about)

By-line (Name of the person asking the questions – this means you)

Introduction

Who are you interviewing?

Why?

Questions

Think carefully about the questions you will ask. Find out about the person first to make sure you know something about them.

Question 1:

Question 2:

Question 3:

Question 4:

Question 5:

Question 6:

Conclusion

What will you say at the end of your interview?

LONGITUDE AND LATITUDE TREASURE HUNT!

Ahoy Mates! You are going to go on a treasure hunt today to find buried treasure! In order to open the treasure chest, you'll need to find 5 gold coins first! To get a gold coin, you must locate the latitude and longitude of certain objects on your map! Good luck!



1. In order to get your first gold coin, you must find the mermaid on the map and write down her location using latitude and longitude.

2. Congratulations! You gained your first coin! To get your second coin, write down what is at 30° S, 120° E

3. You now have two gold coins! To get your third gold coin, write down the latitude and longitude of where the light house is located.



4. One coin closer to the treasure! To get the next gold coin, you must write down what is at 15° N, 30° W

5. One more to go! To find your last gold coin, you must write down the latitude and longitude of where the dragon is located on the map.



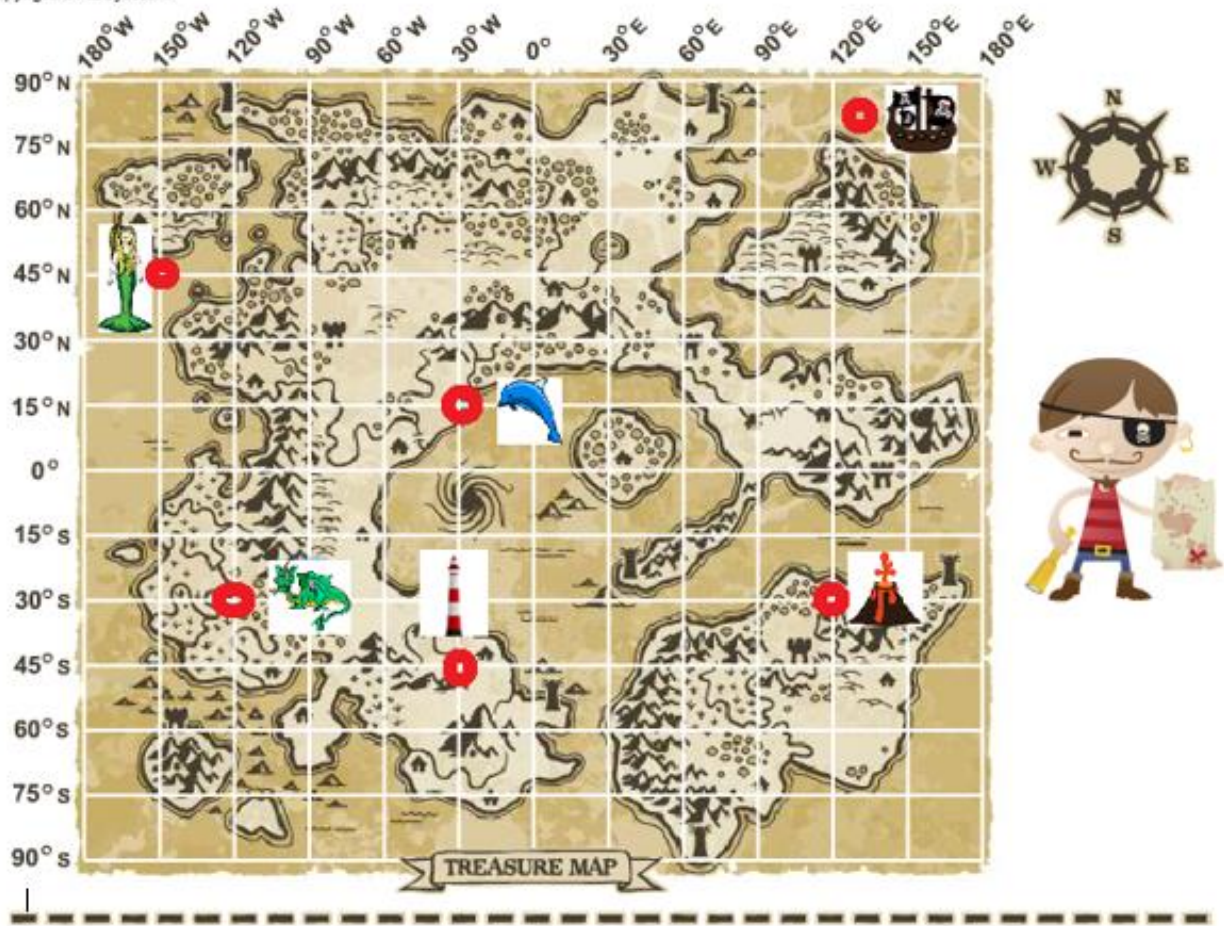
6. You have found all five coins! The treasure is located on the pirate ship! Write down the latitude and longitude of the pirate ship on the map and you will get your treasure!



Good work treasure hunters! You have opened the treasure! Raise your hand and wait for your teacher to receive your treasure!




Copyright © ABCys.com




1 Label the clocks:




___ minutes to ___



___ minutes to ___



___ minutes to ___



___ minutes to ___

2 Connect each clock to its time label with a line.




15 past 4




20 to 3



10 to 4



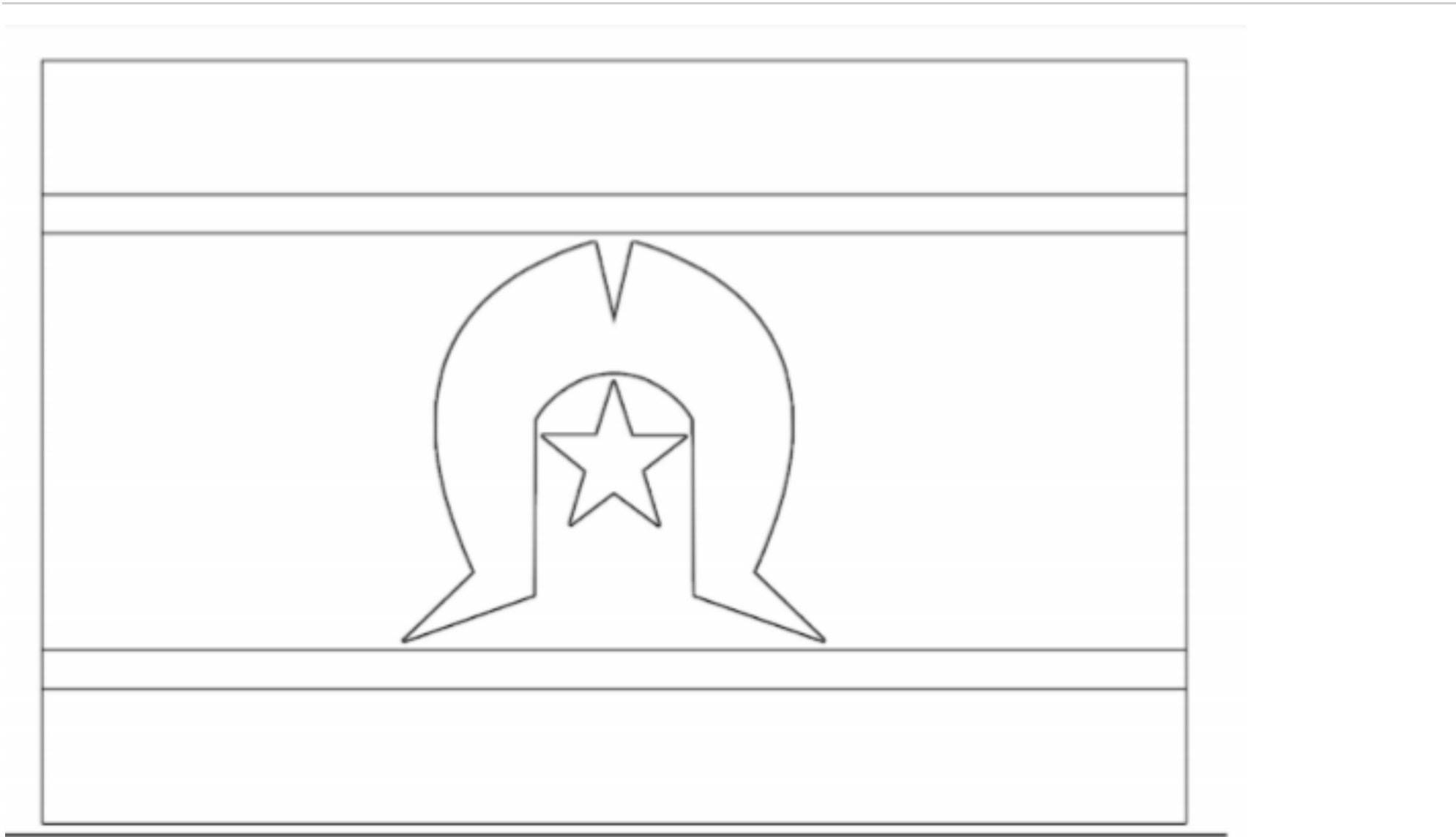
5 past 7



15 to 9



15 past 6



Pitch and Dynamics Sound Graph

