

Muswellbrook South Public School

Kindergarten



Term 4 Week 1 and 2

Term 4 Week 1 Tuesday 5th October 2021

Activities		Optional
Morning	<p>Reading Read or listen to a book with a family member. Find a book at home, at Storyline Online https://www.storylineonline.net/, or on class Dojo.</p> <p>After Reading Using the attached sequencing proforma, record with pictures and or sentences, what happened in the beginning, the middle and the end of the story. Remember to look at the pictures to help you.</p> <p>Sight Words Have a family member read out your sight words while you write them down, without looking. When they are all written down, check them. Practice writing the ones that you didn't know.</p> <p>Writing How well can you listen to the sounds around you? Sit outside for 2 minutes and listen carefully. What can you hear? Draw or list everything you can hear. This may include human and natural noises. <u>Is this too easy?</u> Write a sentence about the sounds you can hear in your area.</p>	<p>Reading Eggs</p> <p>Jolly Phonics - Youtube</p> <p>Watch Education Live This will start at 10am each day. https://education.nsw.gov.au/teaching-and-learning/learning-from-home/earning-at-home</p> <p>Brain Break Go Noodle</p>
Break		
Middle	<p>Mathematics</p> <p>Let's explore the number 6 Watch Numberblocks – Six on YouTube https://www.youtube.com/watch?v=g6oeLjnM8Cw&t=8s</p> <p>Roll your dice and Record in your workbook all the dice patterns 1-6 Count forwards to 30 and backwards from twenty</p>	<p>Mathletics</p> <p>YouTube: numberblocks</p>
Break		
Afternoon	<p>Creative Arts- Music</p> <p>Using items found around your home make any instrument you would like. It could be a bucket drum, some rice maracas , a rubber band guitar or anything you can think of. Once you have made your instrument try playing along to your favorite song. Send a picture of your instrument to your teacher on class dojo.</p>	

Term 4 Week 1 Wednesday 6th October 2021

Activities		Optional
Morning	<p>Reading Listen to Bluey: The Creek Read aloud by John Wood https://www.youtube.com/watch?v=AJK3tG0p7Y&t=3s</p> <p>The Creek Writing Draw what you think the creek looks like. Label the creek with nouns (<i>a noun is word that refers to a thing, a person, an animal, or an action</i>) Finish this sentence: I think the creek is beautiful because... <u>If this is too hard-</u> Draw the parts of the creek that are beautiful.</p> <p>Phonics Use your alphabet cards to build as many words as you can. As you build them, make sure you are stretching out the sounds.</p> <p>Sight Words Using the sight words you got wrong yesterday, practice reading them out loud, spelling them out loud (remember to say the name of the letter) and then write them down.</p>	<p>Reading Eggs</p> <p>Phonics song 2 - Youtube</p> <p><i>Brain Break</i> Animal dance and freeze - Jack Hartmann</p>
Break		
Middle	<p>Mathematics Watch Numberblocks – Seven https://www.youtube.com/watch?v=oj0gNnqBQJA</p> <p>In the Numberblocks video that you just watched, Six had all the dice patterns from 1 to 6 on his body. If 7 had a dice pattern, what do you think it would look like? Draw 3 different ways that it could look on a dice. Ask people at your house which one is their favourite representation of 7 and why. Hint You may want to watch the Numberblocks video again or <u>look at the picture below</u> to remind you of the dice patterns that Six had on his body.</p>	<p>Mathletics</p> <p>Youtube- The Big number song</p> <p>Youtube- Subitize with a pirate</p>



Break

Afternoon

Geography

We have talked about places that are special and you have drawn or built a place that is special to you.


We need to take care of these special places so that they remain special for us and maybe for others.

Choose one of your special places (it could be your room, your backyard, the beach, someone's house).


Draw or write 3 ways that we can take care of this place to make sure that it stays special.

YouTube
Frozen- A
Cosmic Yoga
Adventure

Term 4 Week 1 Thursday 7th October 2021

Activities		Optional
<p>Morning</p> <p>Reading Read or listen to a book with a family member. Find a book at home, or on Storyline Online https://www.storylineonline.net/.</p> <p>Phonics You will need your sound cards and a ball. First, you lay out 10 sound/letter cards on the floor. Make sure to spread them out. Then have a family member call out a sound. You will then go to the sound and say a word that begins with that sound. Then, the sound caller throws the ball to you and you throw it back. Then they call out a different sound and so on.</p> <p>Sight Words write out 5 of your sight words that you find tricky on a piece of paper. Cut up the sight words so the letters are all separate. Mix up the letters for each word and try to put them back together.</p> <p>Writing Where would you hide your treasure ? Draw a map and describe in your writing how to find it.</p> 	<p><i>Fruit Break</i></p>	<p>Reading Eggs</p> <p>Youtube- Phonics songs 2</p> <p>Watch Education Live This will start at 10am each day. https://education.nsw.gov.au/teaching-and-learning/learning-at-home/</p> <p>Jack Hartmann- Let's learn about the Digraph sh</p>
Break		
<p>Middle</p> <p>Mathematics</p> <p>Count forwards to 30 and backwards from twenty</p> <p>Play 3 tens in a row - Instructions on the next page</p> <p>3 tens in a row (Instructions on the next page)</p> <p>You will need:</p> <ul style="list-style-type: none"> • 2 different coloured pencils • 0-9 spinner (at the back of this booklet) • a piece of paper <p>How to play this game is just like the game noughts and crosses. The aim of the game is to get three friends if 10 in a row.</p> <p>To start, rule up your game board just like this.</p>		<p>Mathletics</p> <p>Youtube- Jack Hartman Friends of 10</p> <p>YouTube: Numberblocks</p>

Once the game board is ready the first player spins the spinner and writes the number it lands on in any box they want. Now it is the second player's turn and they do the same thing. Now remember, you are trying to make **friends of 10** so make sure to check if your number can be put in the same box as another to make 10. When a box is complete no one owns it. To win you have to be the last person to add the number to make 10 and there needs to be 3 of these friends in a row.



Break


Afternoon Science


Tell someone near you what is a living and non-living object. Explain the difference to them including what living things need to survive.

Complete the worksheet by colouring the living things green and the non-living things red.


Walk around your yard. Do two star jumps every time you see something that is living and two hops for everything that is non-living.

Term 4 Week 1 Friday 8th October 2021

	Activities	Optional
<p>Morning</p> <p><i>Fruit Break</i></p>	<p>Reading Read or listen to a book with a family member. Find a book at home, or at Storyline Online https://www.storylineonline.net/.</p> <p>Draw a picture of your favourite character from the story.</p> <p>Phonics Paint or draw as many things that can think of that rhyme with the word bug. Can you write the words too? Send a photo of your painting or drawing to your teacher.</p>  <p>Sight Words Select 10 of your sight word cards and place them on one side of the room spread out. Then on the other side of the room have your workbook this is where you will stand. Have a family member call out a sight word you will then have to sprint to get the word and write it in your work book. Keep going till you have run and written all the words.</p> <p>Writing Make your writing interesting by using adjectives (describing words). Use your imagination or the adjectives chart at the back of the pack to rewrite the following sentences to make them more interesting. The cat is sitting. Here is a box. The frog can jump. I see a fox.</p>	<p>Reading Eggs</p> <p>Jack Hartmann- Let's learn about the Digraph th</p> <p><i>Brain Break</i> koo koo kangaroo</p>
Break		

<p>Middle</p>	<p>Mathematics</p> <p>Dominoes Use the domino sheets at the back of the pack, to complete the activity.</p> <p>Make a list of equivalent sums using dominoes. Place an equals sign (=), which means the same as, between each sum.</p> <p><i>Parents:</i> Encourage your child to find numbers that match. Have them read the sums and replace the word equals with “is the same as”.</p> <p>For example: 6 + 4 is the same as 5+5</p> 	<p>Youtube- Jack Hartmann 1 to 30 and 30 to 1</p>
<p>Break</p>		
<p>Afternoon</p>	<p>Wellbeing</p> <p>Choose an activity off the Wellbeing Grid to complete.</p> <p>Colour the “Be Kind” mindfulness colouring page at the back of this booklet. Send a photo to your teacher on Dojo.</p>	

Term 4 Week 2 Monday 11th October 2021

Activities		Optional
<p>Morning</p> <p>Reading Read or listen to a book with a family member. Find a book at home, or on Storyline Online https://www.storylineonline.net/.</p> <p>After Reading Using the attached sequencing proforma, record (pictures and or sentences) what happened in the beginning, the middle and the end of the story. Remember to look at the pictures to help you.</p> <p>Phonics Read a book with a family member. Are there any words with the 'ch' or 'sh' sound in them? Write these down. or make your own two lists with these sounds.</p> <p>Sight Words Practice writing your sight words in the sight word rainbow worksheet. Here is an example of how you can do it.</p> <p>Writing Use your adjectives chart to fill in the blank labels to describe the tiger, at the back of the pack. Using your labels, write a story about the tiger.</p>	<p><i>Fruit Break</i></p> 	<p>Reading Eggs</p> <p>Watch Education Live This will start at 10am each day. https://education.nsw.gov.au/teaching-and-learning/learning-from-home/learning-at-home</p> <p>Youtube: Alphablocks</p> <p>Jack Hartmann-Let's learn about the Digraph ch</p>
Break		
<p>Middle</p> <p>Mathematics</p> <p>Play a game of 'Guess my number' with numbers 10- 20. You can ask questions like is it higher than or lower than, is it an odd or even number. Tally how many guesses it took to get the correct number.</p> <p>Game: Pairs that match to ten. Cut out the pairs game sheet pieces (at the back of this booklet). Put them face down like concentration and match the two cards that add to ten.</p>		<p>Mathletics</p> <p>Jack Hartman-welcome to the zoo, count to 100</p>
Break		

Afternoon

Sport

YouTube:
Minecraft- A
Cosmic Yoga
Adventure

Practice your catching skills

You will need a tennis ball or pair of socks made into a ball. Here are some tips for when you are catching a ball.



Make sure you watch the ball all the way into your hands.



Try to make your hands into a big bowl for the ball to land in.




Stand with your feet shoulder width apart.



Catch the ball in your hands with your elbows in front of your body.



Try to move your hands with the ball so the ball makes the least amount of noise as possible when you catch it. Relax your hands when you catch the ball.



Here are some activities to help you practice your catching.

1. Throw the ball up with one hand and catch it with two hands
2. Throw the ball up with one hand and catch it with the opposite hand, then start with the ball in your other hand.
3. Find a partner and stand with your toes touching theirs, now take two big steps backwards. Underarm the ball to each other, each time catching the ball with TWO hands.
4. Find a partner and stand with your toes touching theirs, now take two big steps backwards. Underarm the ball to each other, each time catching the ball with ONE hand.

Term 4 Week 2 Tuesday 12th October 2021


Activities	Optional
<p>Morning</p> <p>Reading Listen to the book Harry the Dirty Dog by Gene Zion https://www.youtube.com/watch?v=7j0OY3236jw OR Read a book with a parent/carer. Discuss the describing words you heard in the story.</p> <p>Writing Do you know another dog that is like Harry? What cheeky things does the dog do? Draw a dog that you know. You can use the picture if you can't think of a dog. Label the dog with adjectives. Add some action words to your picture.</p> <p>Phonics On paper draw 2 things that start with /e/, 2 things that start with /n/, 2 things that start with /g/ and 2 things that start with /sh/. Cut the pictures out into cards and play memory by matching the cards that have the same starting sound.</p> <p>Sight Words Play the sight word flower board game. You will need a dice and 2 counters. Roll the dice and move through the game board, as you land on a word say and write the word down.</p>	<p>Reading Eggs</p> <p>Storyline Online</p> <p>Youtube: Alphablocks</p>
Break	
<p>Middle</p> <p>Mathematics Practice counting backwards from 10, then count backwards from 20 and, if you can, count backwards from 30. Get some pegs, seeds or other items you have at home. Can you share your items into groups so they are equal shares? Try to make different group numbers. Complete the Sharing Between Four activity (at the back of this booklet). Cut and paste sharing flies worksheet between 4 frogs.</p>	<p>Mathletics</p> <p>Youtube-Counting down from 20 song</p> <p>Jack Hartmann-count to 30</p>

Break		
Afternoon	<p>Creative Arts- Music</p> <p>Warm up Sing some nursery rhymes you are familiar with and keep the beat on your lap. <u>Example:</u> 'Baa, Baa, Black Sheep', 'Itsy Bitsy Spider', 'Little Miss Muffet', 'Humpty Dumpty'</p> <p>Learn to sing 'This Old Man' whilst keeping the beat on your lap (words attached at the end of the document)</p> <p>Explore some actions using mime and movement initially to help learn the song. <u>For example</u>, imagine the way that you would move if you were holding a shoe or knick- knocking on the door and so on. Freeze in each pose like you are a photograph.</p> <p>Make music Watch This old man: He played Knickknack with His Spoons https://www.youtube.com/watch?app=desktop&v=_scjLTMC_Sg&form=MY01SV&OCID=MY01SV</p> <p>Practice singing 'This Old Man' again and keep the beat using two spoons together to 'knick-knack' to the beat of the song.</p> <p><i>There are many tricky ways of playing spoons together. This is called 'knick-knacking'.</i></p>	<p>YouTube- Just Dance 2021: Dance Monkey by Tones And I</p> <p>Wellbeing Choose an activity from the wellbeing grid to complete.</p>

Term 4 Week 2 Wednesday 13th October 2021

Activities		Optional
<p>Morning</p> <p><i>Fruit Break</i></p>	<p>Reading</p> <p>Listen to the story 'Coco, the Fish with Hands' by Aleesah Darlison.</p> <p>https://www.youtube.com/watch?v=VwL8QQy3Ts4</p> <p>After listening to the story draw what happened:</p> <ul style="list-style-type: none"> ■ at the start of the story ■ in the middle of the story ■ at the end of the story. <p>Phonics</p> <p>Sound Splat:</p> <p>Layout your sound cards. Have a family member tell you a word and you have to hit the sound it starts with.</p> <p>Harder option: have a family member say a word and you have to hit the end sound or the middle sound.</p> <p>Sight Words</p> <p>Have a family member spell out your sight words. Once they have spelt out a word tell them what the word is.</p> <p>Writing</p> <p>Draw and label a picture of the ocean, don't forget to include the animals that might live there. Write a story that matches with your drawing, try and use some describing words.</p>	<p>Reading Eggs</p> <p>Youtube- Jolly Phonics a-z</p> <p>Jack Hartmann - Exercise, Rhyme and freeze</p>
Break		
<p>Middle</p>	<p>Mathematics</p> <p>Doubles</p> <p>Roll a dice and answer these questions:</p> <ol style="list-style-type: none"> 1) How many dots do you see? 2) Do you know what double that number would be? <p><i>Parents:</i></p> <p>Say "I'm going to roll a dot dice and I want you to tell me how many dots there are as fast as you can.</p> <p>Ask:</p> <ol style="list-style-type: none"> 1) What can you see? 	<p>Mathletics</p> <p>Youtube - The Friends of ten song</p> <p>Youtube-</p>

- 2) Can you double it? Use a second dice to show it
 3) Can you draw it or write a number sentence to describe it?



doubles
 doubles
 Harry
 Kindergarten
 music

Break

Afternoon

Geography


A map is a drawing showing a place that we can go. It has details such as buildings, trees, rivers, roads and mountains.
 Draw a map of Muswellbrook including our school, some buildings, roads and maybe your house. Don't forget to label the details on your map.

Google Maps
 - search for places around the world where you would like to go.





ID 181211087 © Manechaeva

Term 4 Week 2 Thursday 14th October 2021


Activities		Optional
<p>Morning</p> <p><i>Fruit Break</i></p>	<p>Reading Listen to the story Pig the Pug by Aaron Blabey https://www.youtube.com/watch?v=YVOZXaTgBic Write down all the rhyming words you heard in the story.</p> <p>Sight Words Grab some chalk and make a hopscotch board outside on the concrete. Fill in the squares with sight words. Say each sight word as you hop on it.</p>  <p>Writing Look carefully at the picture titled <i>Elephant</i> at the back of the pack. Write a description about it. Include the objects, colours and shapes you can see. Try to write at least 2 sentences.</p>	<p>Reading Eggs</p> <p>Youtube: Alphablocks</p>
Break		
Middle	<p>Mathematics</p> <p>Play the Trading and Renaming Game Instructions included in the back of this booklet</p>	<p>Mathletics</p> <p>YouTube: Number blocks</p>
Break		
Afternoon	<p>Science</p> <p>A butterfly is a living thing and it is a bright, colourful insect. Use the internet or a book to write 3 interesting facts about butterflies.</p> <p>Complete the labelling worksheet by cutting and pasting the labels and colouring the butterfly bright colours.</p> <p>If you would like, you can make a butterfly feeder using the instructions to encourage beautiful butterflies to come to your garden.</p>	<p>GoNoodle</p> <p>Smiling minds</p>

Term 4 Week 2 Friday 15th October September 2021

Activities		Optional
<p>Morning</p> <p><i>Fruit Break</i></p>	<p>Reading and Listening</p> <p>Watch the following video Shark Dive What Sam Sees</p> <p>Tell a family member something you have learnt about sharks.</p> <p>Phonics</p> <p>Think of all the words you know that rhyme with bug and create a rhyme book just like this photo. Do the same with the words cat and look.</p>  <p>Sight Words</p> <p>Write all your sight words down twice, so that you can cut them out and make them into cards. Play sight word snap with a family member, but instead of calling 'snap' when you make a pair, say the word.</p> <p>Writing</p> <p>Draw a picture of a shark and write about what you learnt when you watched Shark Dive.</p>	<p>Reading Eggs: Fast Phonics</p>
Break		
<p>Middle</p>	<p>Mathematics</p> <p>Let's look at different ways we can sort things.</p> <p>Watch the following video https://vimeo.com/400762998</p> <p>You will need:</p> <ul style="list-style-type: none"> ■ a collection of objects (e.g. blocks or dried pasta) ■ pencils ■ your workbook. 	<p>Mathletics</p> <p>Youtube- I can count from any number Jack Hartmann</p>

	Write down some different ways to sort your collection? <u>Examples:</u> things that roll & don't roll, colours, living & non living things, things that stick together & things that don't stick together.	
Break		
Afternoon	<p>Wellbeing</p> <p>Choose an activity off the Wellbeing Grid to complete.</p> <p>Play Food I Spy (sheet attached). Colour, count and write how many of each food you can find.</p>	<p>Striking – part 1 GetActive@Home Kindergarten-Year 2 https://vimeo.com/414632801</p>

Book Name: _____




Beginning

Middle

End

Book Name: _____




Beginning

Middle

End

Describe the tiger:



Adjectives

HOW CAN WE DESCRIBE NOUNS?




What color?

green
yellow
blue
pink

What size?

big
small
large
tiny
huge



How does it feel?



soft
fluffy
rough
smooth
sticky

How does it taste?



delicious
sour
bitter
tasty
sweet
fresh
yummy
nutritious


How does it sound?



thundering
voiceless
loud
quiet
squeaky
silent
noisy
muted

How does it behave?

wild
good
sweet
bad

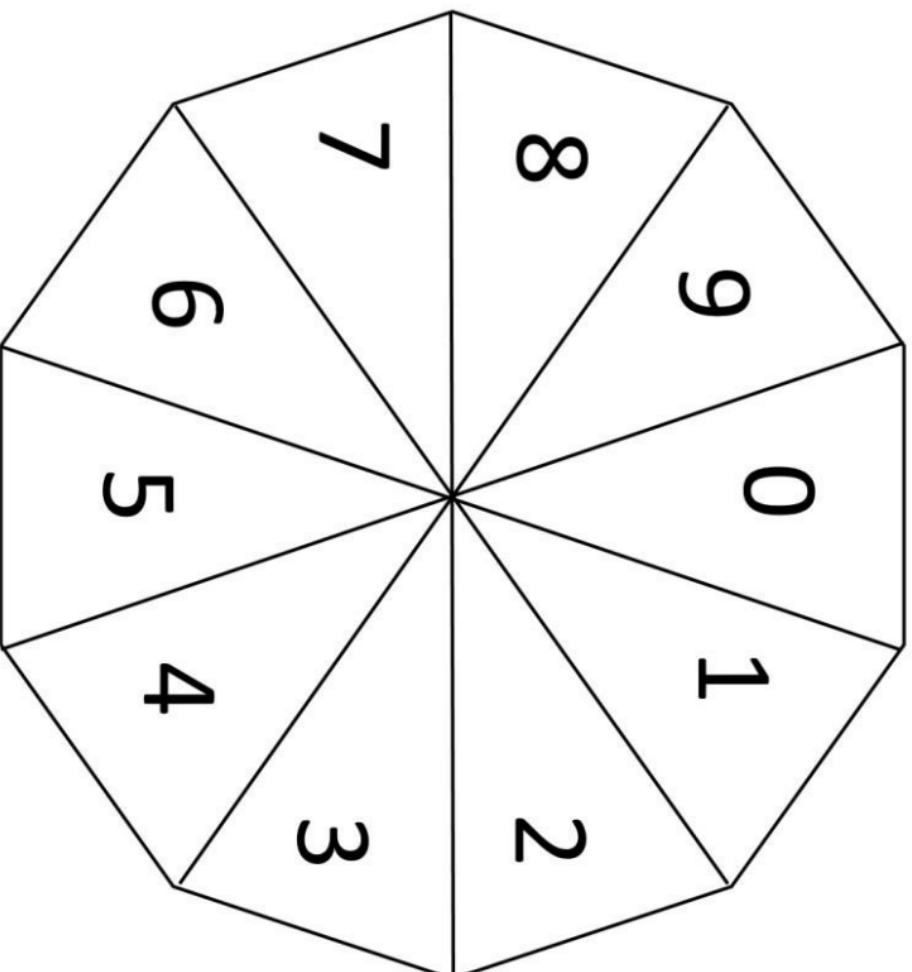


Pairs match to 10 adding game.

Cut out pieces below play like concentration


 3	 7	 5	 5	 5
 4	 6	 4	 6	 5
 1	 9	 2	 8	 2
 1	 9	 3	 7	 8

0-9 spinners





Elephant



a	b	c	d	e
f	g	h	i	j
k	l	m	n	o
p	q	r	s	t
u	v	w	x	y




z	ck	ll	ff	ss
zz	qu	th	ng	ch
sh	ai			




Sharing Between Four

Colour and cut out the flies and share them equally between the four frogs.



Olivia Walker Worksheets © 2018






How many wellbeing activities will you and your family be able to tick off?

Send a letter to an elderly relative	Take a family photo	Sing your favourite song out loud like no one is listening	<i>Own choice</i>	Take a few minutes to write down how you feel	Cook a meal with your parent or carer	Do something nice for a family member	Go for a walk in the woods	Use 10 Spanish words throughout the day	Read your favourite book again
Tidy or reorganise your room	Take an exercise class online	Bake and decorate cookies	Sit down, close your eyes, and focus on breathing for 5 minutes	Research places you would like to travel	Eat five fruits and vegetables	Design a pair of trainers or shoes	Listen to your favourite music and dance like no one is watching	Do some gardening or look after a house plant	Play your favourite board game
Create your own vision board	Go to bed 1 hour earlier and wake up 1 hour earlier	Make a pizza with healthy toppings	Leave a thank you note for someone	Write down 10 positive things about yourself	Write an acrostic poem for WELLBEING	Spend time outside, watching clouds, blowing bubbles, just relax	Visit a virtual zoo	Share something inspirational on your class page	Find some pet rocks and decorate them
Visit a virtual museum	Write down anything that come into your mind for 5 minutes	Learn a new dance sequence	Record a video of doing something you enjoy and share with others	Dress up and wear your favourite outfit	<i>Own choice</i>	Create a gratitude jar	Create your favourite animal using geometric shapes	Blow bubbles	Make a gift for someone – handmade only
Use 10 French words throughout the day	Create a family picture with handprints and do not forget to add the date	Eat something new	<i>Own choice</i>	Create a name plaque using only natural materials	Read another book	Have a family movie night	Complete a self-portrait in your own style	Write a kindness poem	Camp out in the back garden


Name _____


RAINBOW WRITE



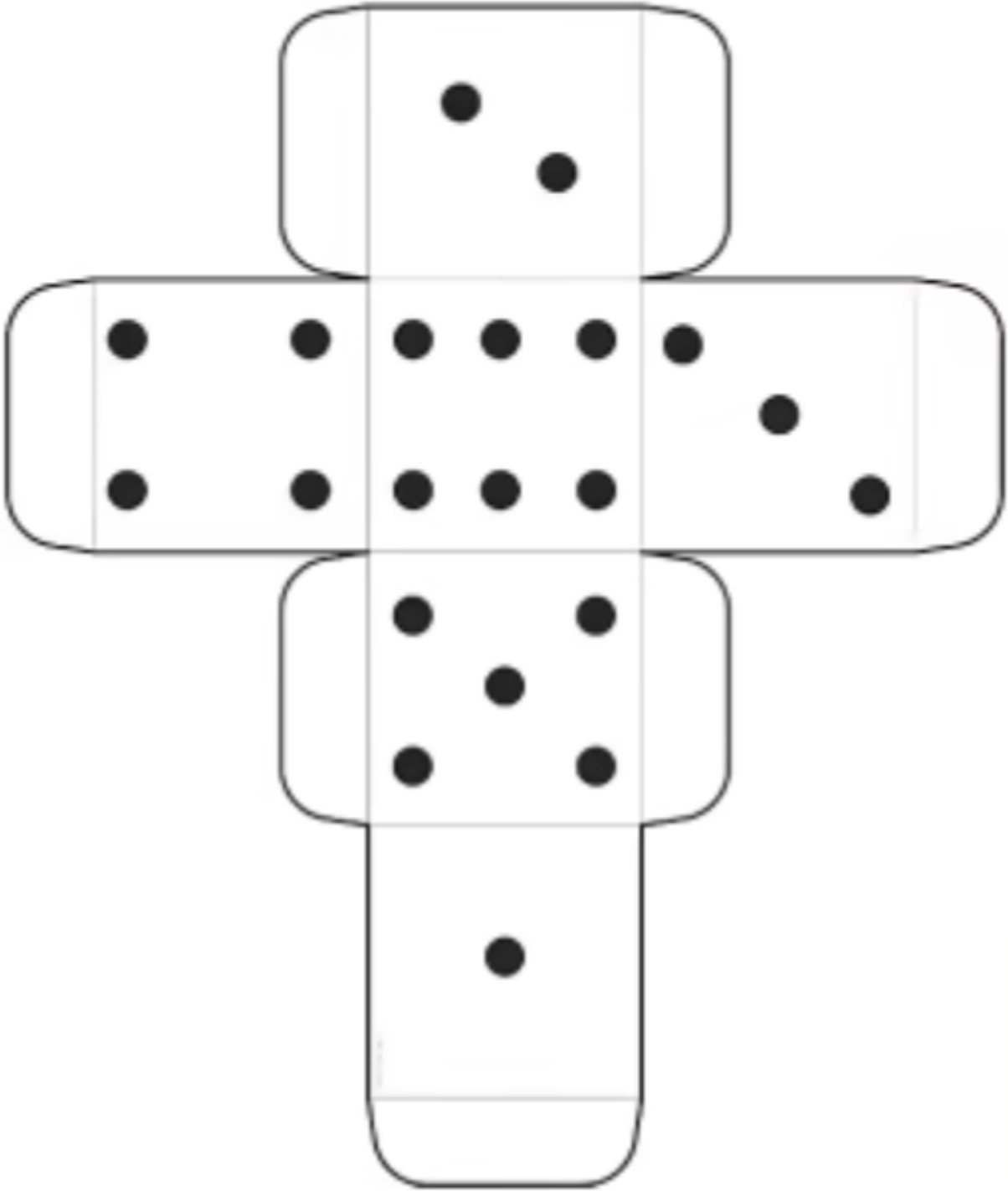
Name _____

RAINBOW WRITE









Trading and renaming game

Audience: K-2

Players: 2+

Step 1
Roll dice or turn
over card



Step 2
Collect items




Step 3
Roll dice or turn
over card again



Step 4
Collect items



Step 5
Regroup into
tens



Step 6
Repeat
(keep building
upon number)

For students:

Grab a dot dice or a set of numeral cards 1-6 and a large collection of items like blocks, LEGO or paddle pop sticks. Follow the steps above.

For parents: ask your child...

1. How do you know it's 5?
2. Is there a more efficient way to get that many blocks? (e.g. Taking 2 and then 3 more rather than taking one at a time)
Prompt your child to rename if they miss an opportunity:
1. Could you regroup and rename your items?



This old man

This old man, he played one,
He played knick-knack on my thumb;
With a knick-knack paddywhack,
Give the dog a bone,
This old man came rolling home.

This old man, he played two,
He played knick-knack on my shoe;
With a knick-knack paddywhack,
Give the dog a bone,
This old man came rolling home.

This old man, he played three,
He played knick-knack on my knee;
With a knick-knack paddywhack,
Give the dog a bone,
This old man came rolling home.

This old man, he played four,
He played knick-knack on my door;
With a knick-knack paddywhack,
Give the dog a bone,
This old man came rolling home.

This old man, he played five,
He played knick-knack on my hive;
With a knick-knack paddywhack,
Give the dog a bone,
This old man came rolling home.



This old man, he played six,
He played knick-knack on my sticks;
With a knick-knack paddywhack,
Give the dog a bone,
This old man came rolling home.


This old man, he played seven,
He played knick-knack up in heaven;
With a knick-knack paddywhack,
Give the dog a bone,
This old man came rolling home.

This old man, he played eight,
He played knick-knack on my gate;
With a knick-knack paddywhack,
Give the dog a bone,
This old man came rolling home.

This old man, he played nine,
He played knick-knack on my spine;
With a knick-knack paddywhack,
Give the dog a bone,
This old man came rolling home.

This old man, he played ten,
He played knick-knack once again;
With a knick-knack paddywhack,
Give the dog a bone,
This old man came rolling home.

FOOD I SPY




Find and Colour the Living Things

- Colour the living things green.
- Colour the non-living things red.





Label the Parts of a Butterfly



abdomen	thorax	eyes
wings	antennae	

Butterfly Feeder STEM Project

You will need:

- Plastic squeeze bottle with lid (a sauce bottle would be a good example)
- Water
- Sugar
- String
- Cotton ball
- Rubber bands
- Paint
- Fake flowers/real flowers



1 Remove the lid from the squeeze bottle. Place the cotton ball inside the lid, and use a pencil or toothpick to push half of the cotton ball through the squeeze lid.

- The cotton ball will absorb some of the sugar water that will be inside the bottle, and allow the butterflies to drink it from outside the bottle.

Butterfly Feeder STEM Project Craft Instructions

2 Attach a rubber band to the opposite end of the squeeze bottle. Tie a piece of string to both sides of the rubber band to create a loop that can be hung on a tree limb.

- If the container is too heavy, you can use multiple rubber bands to reinforce the string.

3 Mix the water and sugar together until the sugar is completely dissolved. The mixture should be about 90% water and 10% sugar, depending on how much your bottle will hold. Fill the bottle halfway with the mixture, and reattach the lid with the cotton ball.

4 Decorate the outside of the bottle to be colorful and look like a flower. You may choose to paint the bottle, or attach fake or real flowers using glue or rubber bands.

5 Hang the feeder from a tree, and observe on sunny days for butterflies to enjoy the sugar water from the feeder.



